

QUANDO LAVORIAMO
CI PIACE CERCARE
L'ISPIRAZIONE
NELLE COSE
CHE CI CIRCONDANO:
I NOSTRI PRODOTTI
RACCONTANO
QUELLO CHE SIAMO
E QUELLO A CUI DIAMO
VALORE.

Scegliere di lavorare immersi nella natura, in ambienti di lavoro sereni e piacevoli. Rexa Design è il luogo ideale dove condividere idee e collaborare alla realizzazione di progetti nuovi e accurati; in cui tutti, secondo le proprie inclinazioni e competenze, contribuiscono a diffondere e applicare quella cultura del fare che è alla base del modo di lavorare dell'azienda. Decidere di progettare e realizzare arredo bagno di design, utilizzando materiali tecnici con un approccio responsabile ed ecosostenibile. L'impianto fotovoltaico di 1.300 m² produce ogni anno 206.000 Kwh coprendo l'intero fabbisogno: dalla produzione all'illuminazione e climatizzazione. Circa 9.000 m² dove trovano posto gli uffici, il magazzino, la sala prototipi, la produzione, lo showroom e l'area dedicata alle spedizioni.

We have chosen to work surrounded by the nature, in calm and pleasant settings. Rexa is the ideal location where to share ideas and collaborate together for the realization of new and accurate projects, where everybody, following their own aptitude and competence, contribute to spread and apply the culture of doing that is our way to work. We decide to project and to realize design bathroom furniture, using technical materials with a responsible and eco-friendly approach. The photovoltaic system of 1.300 m² produces 206.000 Kwh every year, covering the whole requirement: from the manufacturing to the enlightenment and air-conditioning. About 9.000 m² where offices, warehouse, prototype area, production area, showroom and dispatch area have placed.

Nous avons choisi de travailler entourés par la nature, dans des lieux de travail sereins et agréables. Rexa est l'endroit idéal pour partager des idées et collaborer ensemble pour la réalisation de nouveaux projets, dans lequel chacun, en fonction de leurs goûts et compétences, peut contribuer à la diffusion et appliquer la culture de l'action qui est la base de la méthode de travail de l'entreprise. Conception et création de mobilier design de salle de bains, en utilisant des matériaux techniques avec une approche responsable et respectueux de l'environnement. La centrale photovoltaïque de 1.300 m² produit annuellement 206.000 kWh couvrant tous les besoins: de la production à l'éclairage et de la climatisation. Environ 9.000 m² où les bureaux, l'entrepôt, la zone de prototype, la zone de production, d'exposition et la zone d'expédition ont placé.

In der Natur, in ein heiteres und angenehmes Arbeitsklima arbeiten ...das ist unsere Wahl. Rexa – der Idealort wo Ideen mitgeteilt werden und wo man zusammen an neuen Entwürfe mitarbeitet; wo alle, nach eigenen Geneigtheiten und Kennerschaften, zusammenarbeiten um die Kultur des Machen zu verbreiten und anzuwenden, das ist die Grundlage der Arbeitsweise der Firma. Design Badezimmer entwerfen und verwirklichen, mit umweltfreundliches technisches Material. Die 1.300 m² Fotovoltaikanlage generiert 206.000 kWh, es deckt den Gesamtbedarf: die Ausleuchtung und Klimanalage. Büros, Lager, Prototypraum, Herstellung, Ausstellung und Abfertigungsstelle sind auf 9.000 m² verteilt.

Elegir de trabajar inmersos en la naturaleza, en ambientes de trabajo serenos y agradables. Rexa es el lugar ideal donde compartir ideas y colaborar a la realización de proyectos nuevos y esmerados; donde todos, segundo sus predisposiciones y competencias, colaboran a difundir y aplicar la cultura del hacer que está a la base de la manera de trabajar en la empresa. Proyectar y realizar mobiliario por cuarto de baño de design, utilizando materiales técnicos en una manera responsable y eco-sostenible. La instalación de fotovoltaico de 1.300 m² produce cada año 206.000 Kwq cubriendo todas las necesidades: desde la producción hasta la iluminación y climatización. Casi 9.000 m² donde hay oficinas, almacén, sala prototipicos, producción, showroom y expedición.
















METTIAMO PASSIONE NELLE COSE CHE FACCIAMO E NIENTE È LASCIATO AL CASO: DEDICHIAMO ATTENZIONE ALLA SCELTA DEI MATERIALI E ALLA CURA DEI DETTAGLI, PERCHÉ TUTTO CONTRIBUISCE A CREARE UN PRODOTTO DI QUALITÀ.

La profonda conoscenza dei materiali e l'esperienza maturata nel corso degli anni consente di applicare nuove tecnologie all'ambiente bagno, declinando idee e soluzioni tecniche in progetti di design, completi e aperti alla personalizzazione. Intraprendere un percorso fatto di confronti, incontri con professionisti e condivisioni di competenze, ha permesso di superare tutti i limiti e di aprirsi ad altre proposte, offrendo la possibilità di modificare dimensioni, proporzioni, forme e composizioni, per interpretare progetti ed esigenze personali.

We do what we make with passion and we do not leave anything to chance: we give attention to the choice of raw materials and to details, because everything contributes to make top quality products. Thanks to materials know how and experience gained through years, new technologies can be applied to the bathroom area, generating a wide range of ideas and technical solutions for the design projects, complete and open to customisation. An Artisan approach to the project allows combining the prestige provided by manual processing with an innovative industrial production system, in which dimensions, proportions, shape and composition can be modified, or different elements can be joint to create new projects for personal needs.

Nous aimons mettre de la passion dans notre travail et rien n'est laissé au hasard : nous consacrons notre attention au choix des matériaux et au soin du détail, pour créer un produit de qualité. La profonde connaissance des matériaux et les années d'expérience permettent d'appliquer des nouvelles technologies dans la salle de bain, en générant de nouvelles idées et solutions techniques du design, pour des projets faciles à personnaliser. Une approche artisanale et flexible du concept, permet l'intégration du prestige des finitions manuelles à un système de production industriel innovant, développant les possibilités de personnalisation des dimensions, formes et compositions en permettant l'union des éléments dans des nouvelles figures, capables d'interpréter chaque projet et exigences personnelles.

Wir investieren viel Leidenschaft in was wir tun und nichts wird dem Zufall überlassen: wir bestimmen mit Aufmerksamkeit die Wahl der Materialien und pflegen die Details, damit ein Qualitätsprodukt entsteht. Dank unserer langjährigen Erfahrung und tiefen Kenntnissen der Materialien, erlaubt es uns, neue Technologien im Bad einzusetzen und mit Erfahrungswerte entstehen Ideen und technische Lösungen für unsere Designprojekte, die

komplett und personalisiert sind. Das handwerkliche und flexible Angehen an ein Projekt, erlaubt es uns nebst der industriellen und innovativen Produktion auch die Handarbeit zu integrieren und damit die Möglichkeit haben, Masse, Formen und Proportionen zu ändern und somit im Zusammenfügen dieser neuen Elemente ein Projekt ganz nach den Kundenwünschen auf Maß zu realisieren.

Ponemos pasión en lo que hacemos y nada se deja al azar: dedicamos atención a la elección de los materiales y la atención al detalle, porque todo contribuye a crear un producto de calidad. El profundo conocimiento de los materiales y la experiencia adquirida a lo largo de los años, permite aplicar nuevas tecnologías al baño, generando nuevas ideas y soluciones técnicas de diseño, para proyectos abiertos a la personalización. Un enfoque artesanal y flexible del proyecto permite la integración del prestigio de los procesos manuales a un sistema de producción industrial innovador, desarrollando la capacidad de cambiar el tamaño, proporciones, forma y composición, y permitiendo la unión de los elementos en las nuevas formas, capaz de interpretar proyectos y exigencias personales.



Approccio artigianale

Un approccio artigianale al progetto permette di integrare il prestigio delle lavorazioni manuali ad un sistema produttivo industriale innovativo.

Artisan approach

An artisan approach to the project allows combining the prestige provided by manual processing with an innovative industrial production system.

Approche artisanale

Une approche artisanale au projet permet l'intégration du prestige des finitions manuelles à un système de production industriel innovant.

Handarbeit

Das handwerkliche und flexible Angehen an ein Projekt, erlaubt es uns nebst der industriellen und innovativen Produktion auch die Handarbeit zu integrieren.

Enfoque artesanal

Un enfoque artesanal al proyecto permite la integración del prestigio de los procesos manuales a un sistema de producción industrial innovador.



Modello presente a catalogo

Le collezioni sono complete di tutti gli elementi utili per la stanza da bagno, intercambiabili grazie alla possibilità di scegliere e coordinare materiali, colori e finiture.

Model shown in the catalogue

Collections are complete with all useful items for the bathroom area, interchangeable thanks to the possibility of selecting and coordinating materials, colors and finishes.

Modèle présent au catalogue

Les collections sont complètes de tous les éléments nécessaires pour la salle de bain, interchangeables grâce à la possibilité de choisir et de coordonner les matériaux, les coloris et les finitions.

Model im Katalog zu sehen

Die Kollektionen sind komplett mit allen nützlichen Utensilien fürs Badezimmer, austauschbar Dank der Wahl und Koordination der Materialien, Farben und Oberflächen.

Modelo presente en el catálogo

Las colecciones están equipadas con todos los elementos del baño, intercambiables con la capacidad de elegir y coordinar materiales, colores y acabados.



Personalizzazione su modello esistente

La produzione integrale interna dei prodotti permette la massima personalizzazione degli elementi lineari mentre per quelli caratterizzati da linee curve è possibile creare delle sagome ad hoc.

Existing models can be customised

The in-house manufacturing process allows us to fully customize linear elements and create tailor-made shapes for items featuring curvy lines.

Personnalisation sur un modèle existant

Le processus de fabrication interne des produits nous permet de personnaliser entièrement les éléments linéaires et de créer des formes sur mesure pour les articles aux formes courbes en créant des gabarits spécifiques.

Anpassung des bestehenden Modells

Die hausinterne Produktion der Produkte erlaubt die maximale Anpassung und Personalisierung von allen linearen Produkten, während die runden Elemente mittels neu erstellten Druckformen erstellt werden können.

Personalización del modelo existente

La producción integral interna de los productos permite la máxima personalización de elementos lineales mientras para aquellos caracterizados por líneas curvas se pueden crear moldes ad hoc.



Modello realizzato su disegno del cliente

Creare composizioni, incollare elementi diversi e comporre nuove figure permette ad architetti e designer di non avere limitazioni nella configurazione degli spazi.

Model made upon customer's drawing

Creating new combinations and shapes and gluing different elements enables architects and designers to go beyond limits when configuring new spaces.

Modèle réalisé sur dessin du client

La création de nouvelles combinaisons, de formes et le collage des éléments différents permet aux architectes et designer de ne pas avoir de limitations lors de la configuration de nouveaux espaces.

Auf Kundenzeichnung hergestelltes Modell

Schaffen von Kombinationen, verschiedene Elemente zusammenführen und neue Figuren kreieren, erlauben dem Architekten und Designer ohne Einschränkungen neue Räume zu realisieren.

Modelo realizado sobre diseño del cliente

Crear composiciones, pegando distintos elementos y componer nuevas formas permite a los arquitectos y diseñadores de no tener limitaciones en la configuración del espacio.



Esempio di top con cassetti, modificato per le singole esigenze. La realizzazione su misura ha una bassa incidenza economica rispetto agli elementi di serie, i tempi di consegna non variano rispetto a quelli standard.

Example of top with drawers, customized for every single need. The customization has a low economic impact compared to the standard units, the delivery lead time does not change from the standard lead times.

Exemple de plan avec tiroirs, modifié pour les besoins individuels. La réalisation sur mesure a un impact économique faible par rapport aux éléments standard, les délais de livraison ne sont pas différents de ceux standards.

Beispiel von einem Waschtisch mit Schubladen, für individuelle Bedürfnisse angepasst. Die Sonderanfertigung hat eine geringe finanzielle Auswirkung als die Standard-Elemente, und auch die Lieferzeit verlängert sich nicht.

Ejemplo de encimera con cajones, personalizado para las necesidades personales. La realización sobre medida tiene un impacto económico bajo respecto a las unidades de medida estándar, los plazos de entrega no varían de los habituales.





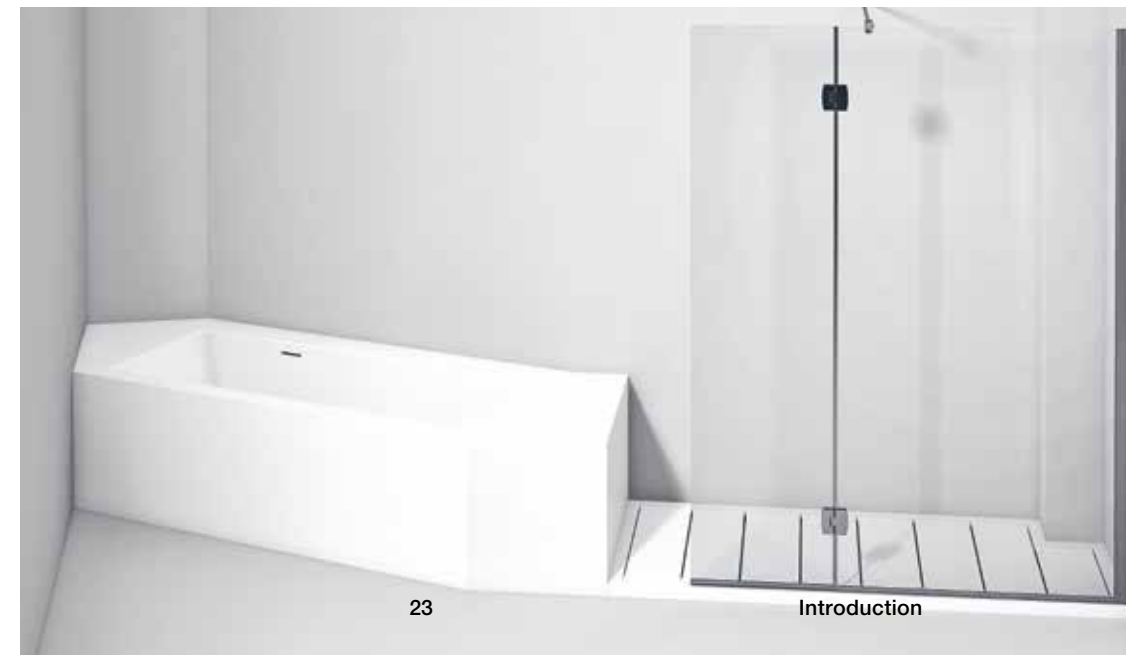
Realizzazioni sartoriali
che si adattano alle esigenze
del singolo individuo rientrano
nel normale standard operativo.

Sartorial realizations able to fit the
needs of each individual are part of
the normal operating standard.

Créations personnalisées
qui correspondent aux besoins
de chaque individu et qui
rentrent dans les normes
du fonctionnement opératif.

Individuelle Kreationen,
die sich auf die Bedürfnisse jedes
Einzelnen anpassen sind Teil
des normalen Betriebsstandards.

Como un traje hecho a
medida para que se adapte
a las necesidades de cada
persona son los estándares
normales de operación.







Indice | Summary







30	<u>Mobili</u> Furniture
	<u>R1</u>
	<u>Esperanto</u>
	<u>Moode</u>
	<u>Hamman</u>
72	<u>Top appoggio, sospesi</u> Over counter, suspended top
	<u>Appoggio</u> Over counter
	<u>Sospesi</u> Suspended
86	<u>Top con lavabo integrato</u> Integrated washbasin top
142	<u>Lavabi</u> Washbasins
	<u>Appoggio</u> Over counter
	<u>Semincasso</u> Semi-recessed
	<u>Lavamani</u> Small basin
	<u>Sospesi</u> Wall hung
	<u>A terra</u> Freestanding
149	<u>Lavabi con cassetto / vano a giorno</u> Washbasins with drawer or open vanity unit
	<u>Con cassetto</u> With drawer
	<u>Con vano a giorno</u> With open vanity unit
198	<u>Cassettiere e pensili</u> Drawer units and wall cabinets
212	<u>Specchiere</u> Mirrors
238	<u>Illuminazione</u> Lighting
254	<u>Vasche</u> Bathtubs
308	<u>Piatti doccia</u> Shower trays
320	<u>Chiusure doccia</u> Shower enclosures
336	<u>Rubinetteria</u> Faucet
358	<u>Accessori</u> Accessories
404	<u>Sanitari</u> Sanitary wares
408	<u>Rivestimenti</u> Paneling
420	<u>Designer</u>
422	<u>Materiali</u> Materials
438	<u>Finiture</u> Finishes

Legenda | Legend




Universali | Universal

 su misura al cm bespoke	Rubinetteria Faucet  da piano on top  a parete on wall	Utilizzo in doccia Shower application  resistente all'acqua waterproof	Servizio installazione Instalation service  su richiesta on demand
---	---	---	--




Lavabi | Washbasins

Posizione Position  appoggio over counter  sospeso wall hung  a terra freestanding  semincasso semi-recessed	Scarico Drain system  a parete wall connection  a terra floor connection
---	---




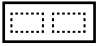
Top

Abbinabilità Combination  appoggio over counter  appoggio over counter  sospeso wall hung
--







Cassettiere e pensili | Drawer units and wall cabinets

Posizione Position  sospeso wall hung  incasso built-in  esterno external

Top con lavabo integrato | Integrated washbasin top





Posizionamento lavabo Washbasin position  sinistra left  destra right  centro center  doppio double
--

Specchiere | Mirrors




Illuminazione Lighting  lampade applicabili spotlight available	Installazione Installation  esterna external  incasso built-in	Contentiva R1 Mirrored cabinets  portaphon hairdryer support  presa elettrica electrical outlet  illuminazione interna spotlight
---	---	---

Vasche | Bathtubs


Posizione | Position

-  a parete
wall
-  centro stanza
freestanding
-  ad angolo
corner
-  nicchia
niche

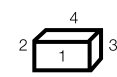
Installazione | Installation

-  arredo
over floor
-  semincasso
semi-recessed
-  incasso
recessed


Pozzetto | Overflow well installation

-  necessario
needed


Lati pannellabili | Covering side option

-  vasca rivestibile
con pannelli
in finitura
bathtub that can
be covered
with panels

Bocca di erogazione | Integrated water filler

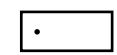


-  disponibile
available

Optional

-  airpool,
idromassaggio,
cromoterapia
airpool,
whirlpool,
chrome therapy
system



Piatti doccia | Shower trays

Posizione scarico | Drain position

-  sinistra
left
-  destra
right
-  centro
center

Accessori | Accessories

Posizione | Position

-  esterna
wall hung
-  incasso
built-in



Mobili Furniture

R1


Modularità
Modularity



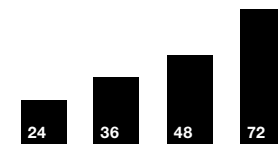
Basi | Units

Larghezza | Width

Profondità | Depth



Altezza | Height



Pensili e colonne | Wall cabinets

Larghezza | Width

Profondità | Depth

Altezza | Height



Mobili Furniture

R1

Modularità
Modularity



Basi a giorno | Open elements

Larghezza | Width

Profondità | Depth

Altezza | Height

36

48

41

51

36

48

Mobili Furniture

R1

Aperture
Opening systems

Anta sporgente | With projecting door



Anta a filo | with flush door



Apertura push-pull.

Push-pull opening system.

Apertura con maniglia.
La maniglia è disponibile
nelle finiture: laccato,
argilla ed Ecomalta.

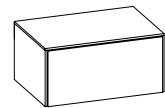
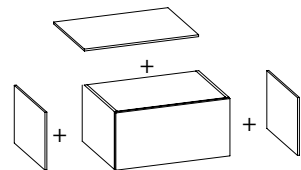
Handle opening system,
available in lacquered,
clay or Ecomalta finish.

Apertura con Gola.
La Gola è in finitura Champagne.

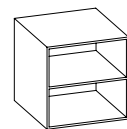
Grip recess opening system,
available in Champagne finish.



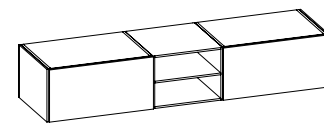
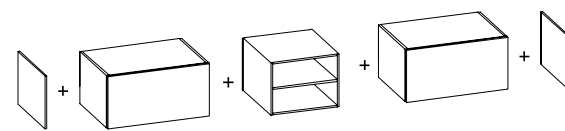
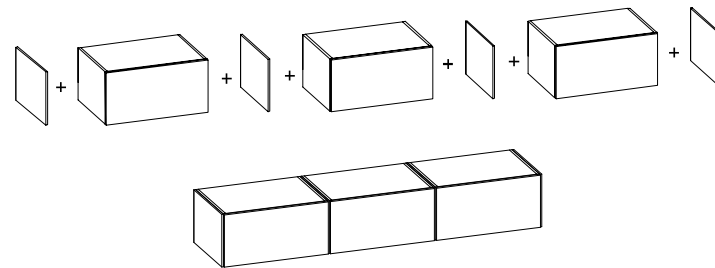
Modulo base | Unit



Base a giorno | Open element




Composizione | Composition




Top appoggio e sospesi | Over counter and suspended top


appoggio | over counter



appoggio | over counter



sospeso | suspended



1,2-2 cm

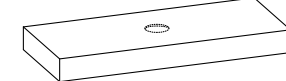


solo appoggio |
only over counter

4 cm



12 cm



1,2-4-12 Corian®

1,2-4-12 Korakril™

1,2-4-12 Korakril™ Stone

1,2 Gelcoat

1-4-12 Hpl Polaris

1,2 Vetro | Glass

2-4-12 Marmo | Marble

4-12 Laminam

1,2-4-12 Argilla | Clay

1,2-4-12 Ecomalta

1,2-4 Laccato opaco | Matt lacquered

1,2-4 Laccato lucido | Glossy lacquered

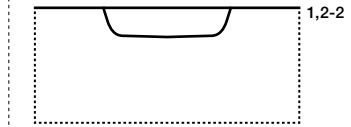
1,2-4 Laccato Soft Touch | Soft Touch lacquered

1,2-4 Acrilico liquido | Acrylic liquid

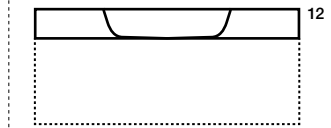
1,2 Legno | Wood

Top con lavabo integrato | Integrated washasin top

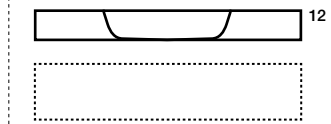
appoggio | over counter



appoggio | over counter



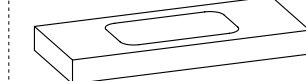
sospeso | suspended



1,2-2 cm



12 cm



1,2-12 Corian®

1,2-12 Korakril™

1,2-12 Korakril™ Stone

1,2-12 Ecomalta

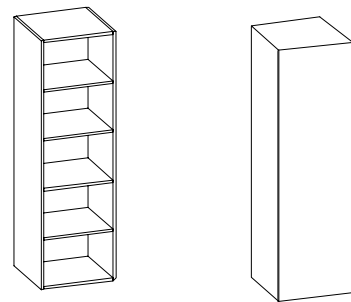
2-12 Marmo | Marble

1,2 Vetro | Glass

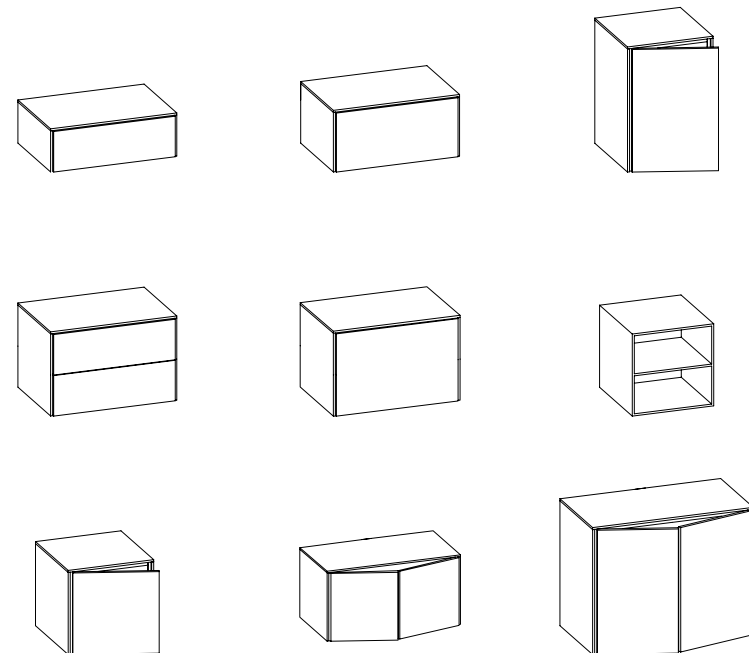
1,2 Gelcoat



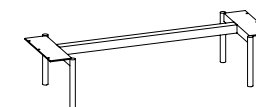
Pensili e colonne | Wall cabinets



Basi | Units



Cavalletto | Easel



L 60-72-96-120-144-192
P 38
H 24

Zoccolo per basi a terra |
Plinth for furniture



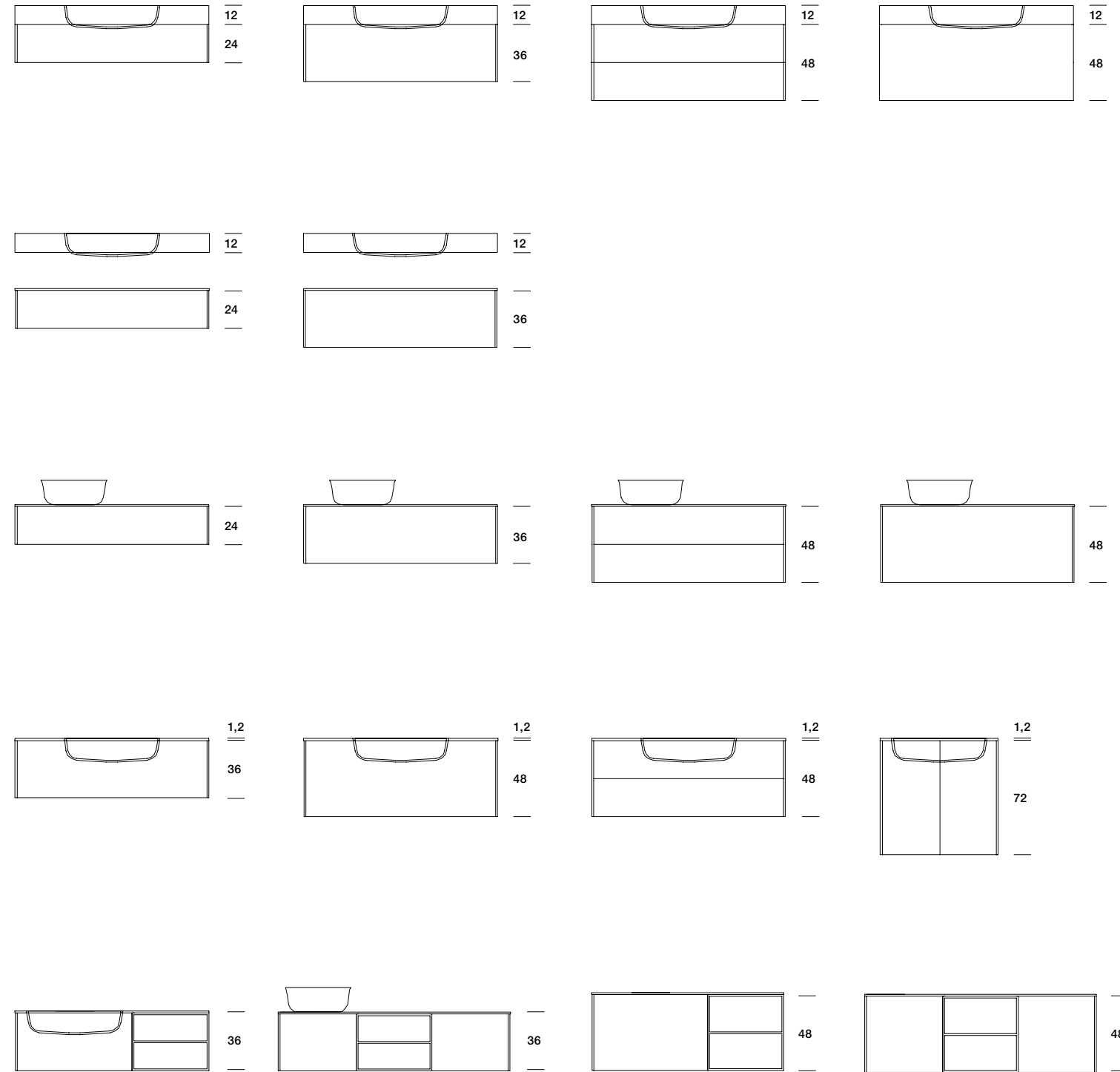
L 48-60-72-96-120
P 42-52
H 2

Mobili Furniture

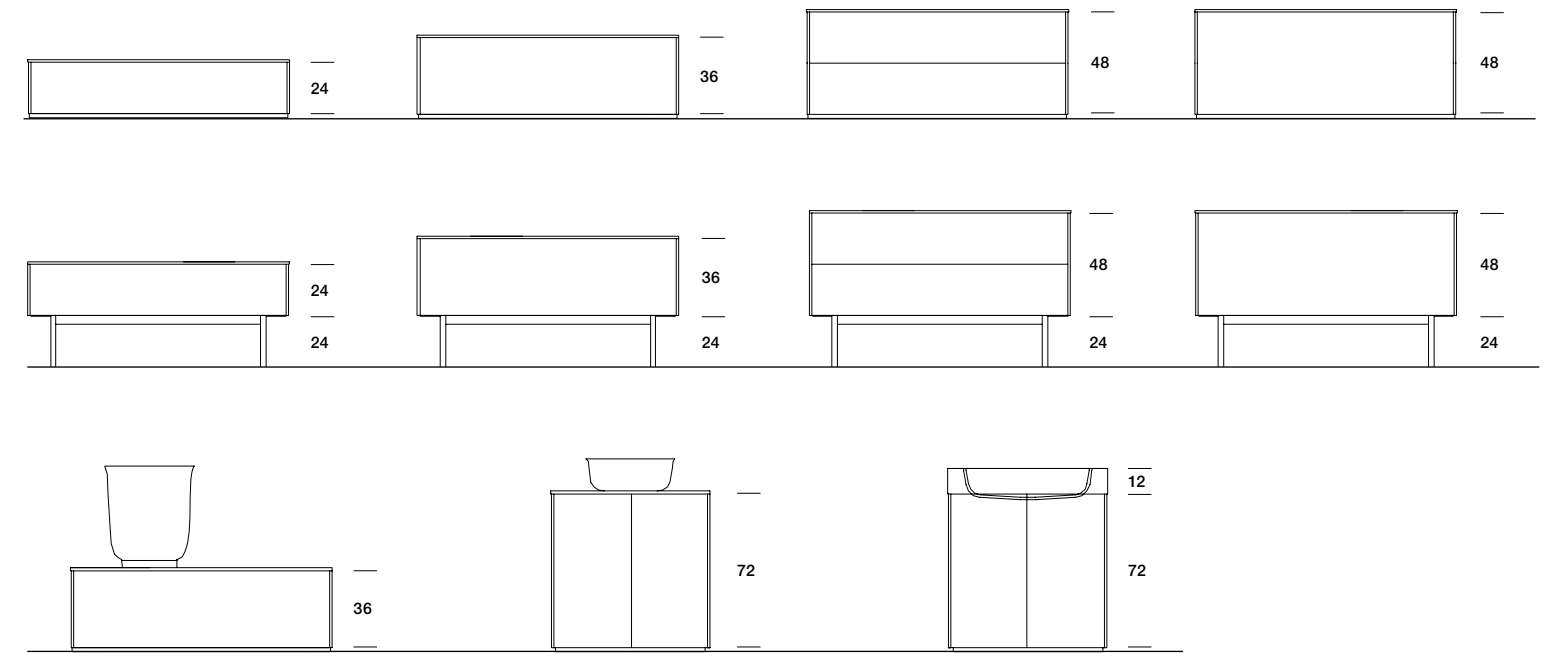
R1

Componibilità
Modularity

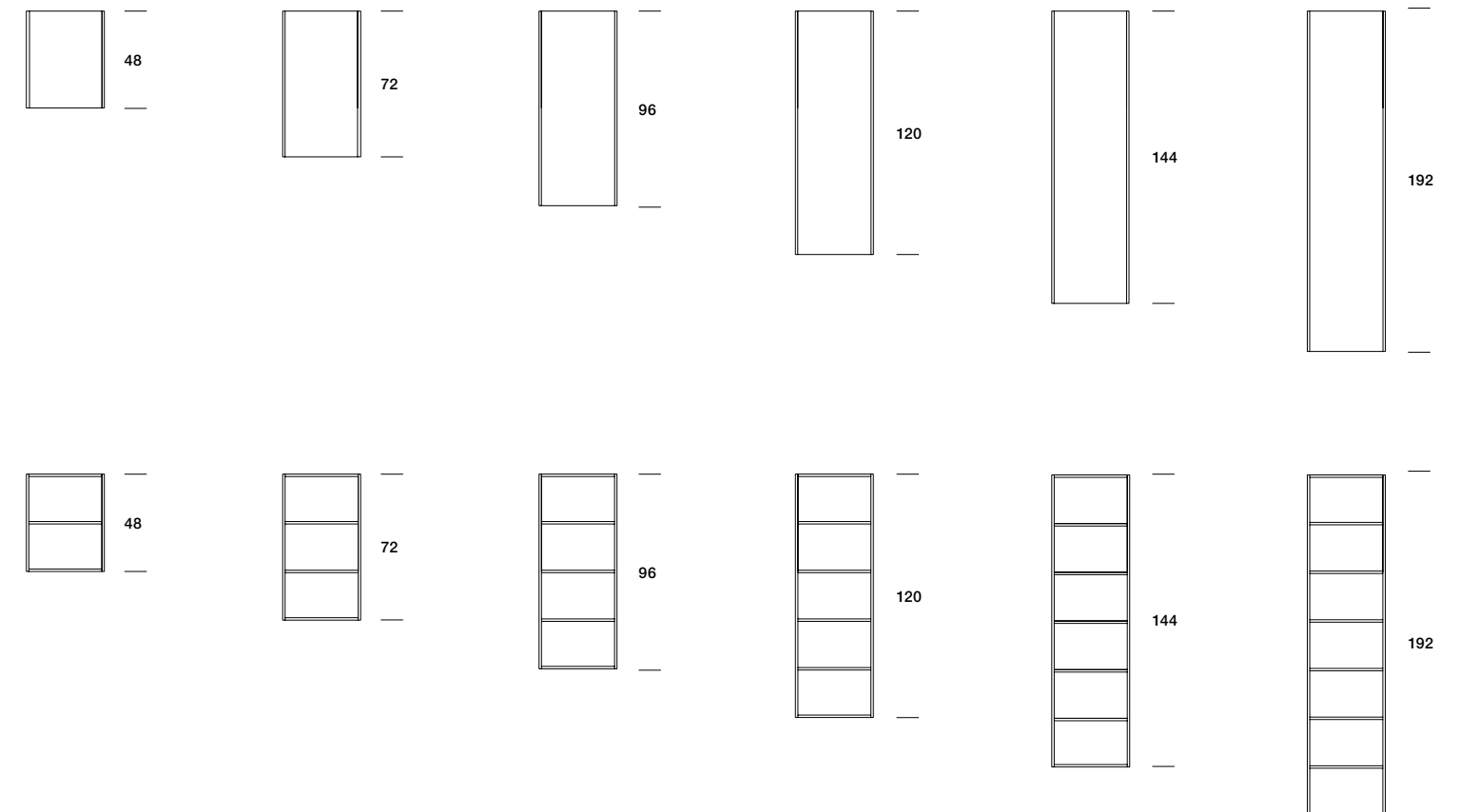
Basi sospese | Wall hung units




Basi a terra | Freestanding units




Pensili e colonne | Wall cabinets




Laccato opaco-lucido, Soft Touch°, acrilico liquido* | Matt-glossy lacquered, Soft Touch °, acrylic liquid *



Argilla | Clay



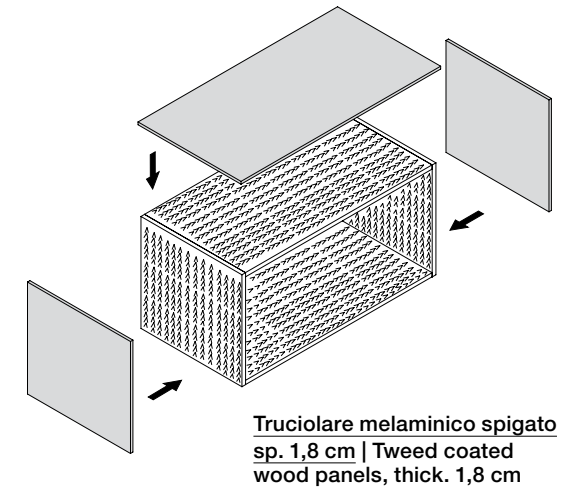
Ecomalta



Legno | Wood



Scocca in legno nobilitato effetto spigato, sp. 1,8 cm | Carcase made with tweed coated wood panels, thick. 1,8 cm





Mobili Furniture

Esperanto

Modularità Modularity

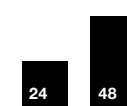



Basi | Units

Larghezza | Width

Profondità | Depth

Altezza | Height




Pensili | Wall cabinets

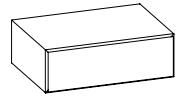
Larghezza | Width

Profondità | Depth

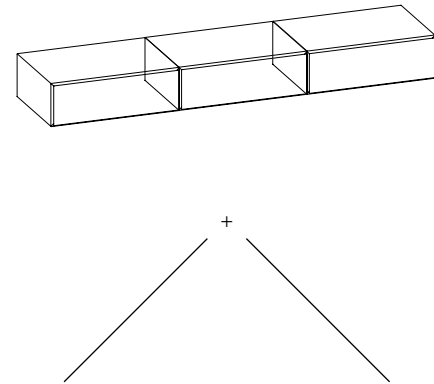
Altezza | Height



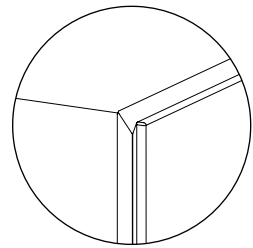
Modulo base | Unit



Composizione | Composition

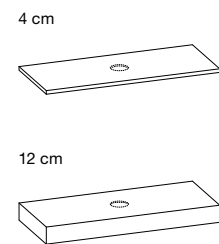


Apertura | Opening system



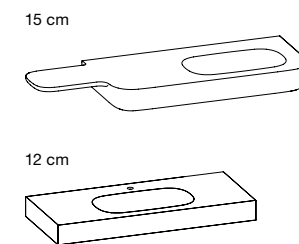
Apertura con angoli a 45° |
45° opening system

Top appoggio e sospesi | Over counter top



4-12 Corian®
4-12 Korakrii™
4-12 Korakrii™ Stone
4-12 Hpl Polaris
2-4-12 Marmo | Marble
4-12 Laminam
4-12 Argilla | Clay
4-12 Ecomalta
4 Laccato opaco | Matt lacquered
4 Laccato lucido | Glossy lacquered
4 Laccato Soft Touch | Soft Touch lacquered
4 Acrilico liquido | Acrylic liquid

Top con lavabo integrato | Integrated washbasin top

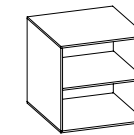


Corian®

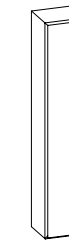
Corian®
Korakrii™
Korakrii™ Stone
Marmo | Marble



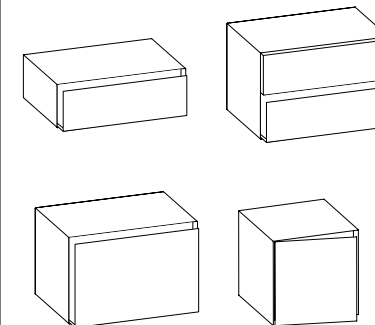
Cubo in vetro | Glass cube



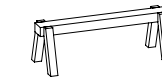
Pensili | Wall cabinets



Basi | Units



Cavalletto | Easel



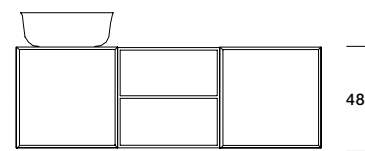
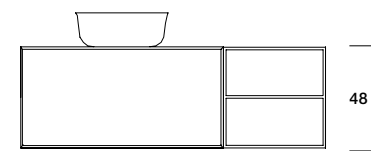
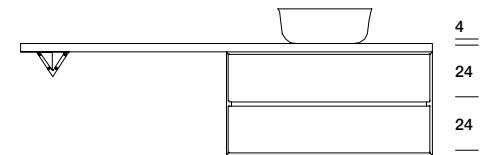
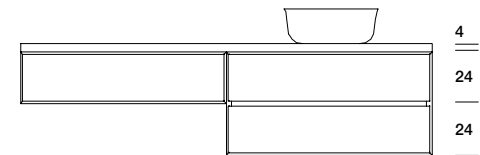
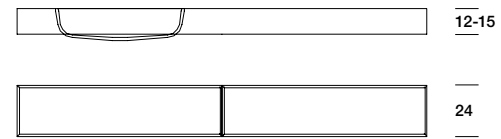
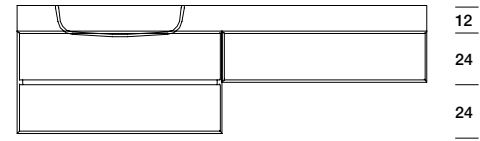
frassino tinto olmo |
ash dyed elm
L 72-96-120
H 24-36

Panca | Bench

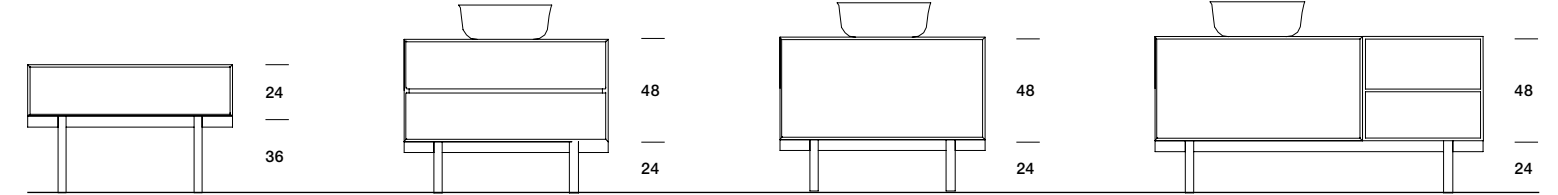


frassino tinto olmo |
ash dyed elm
L 72-96-120
H 40
P 40-50

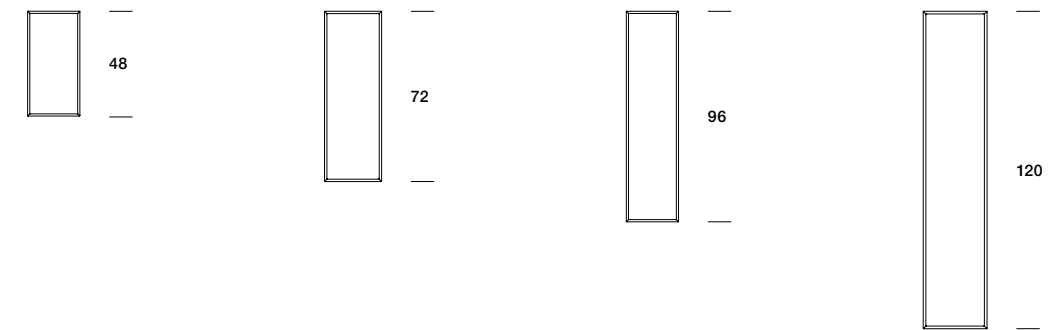
Basi sospese | Wall hung units



Basi a terra | Freestanding units



Pensili | Wall cabinets



Laccato opaco-lucido, acrilico liquido* | Matt-glossy lacquered, acrylic liquid*



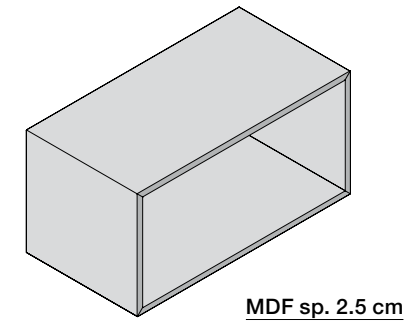
Argilla | Clay



Ecomalta



Scocca in MDF nella medesima finitura del mobile, sp. 2,5 cm | Carcase made in MDF with furniture finishing, thick. 2,5 cm



Mobili
Furniture

Moode



Mobili Furniture

Moode

Modularità
Modularity

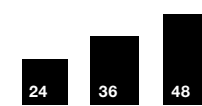

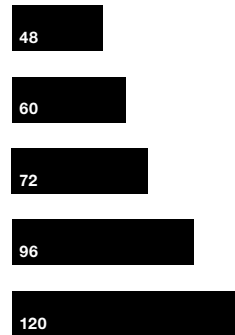


Basi | Units

Larghezza | Width

Profondità | Depth

Altezza | Height




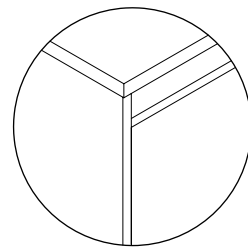
Pensili | Wall cabinets

Larghezza | Width

Profondità | Depth

Altezza | Height



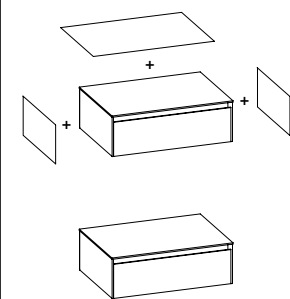


Apertura
L'apertura di cassetti, cestoni
e ante avviene grazie alla gola,
realizzata nella medesima
finitura del mobile.

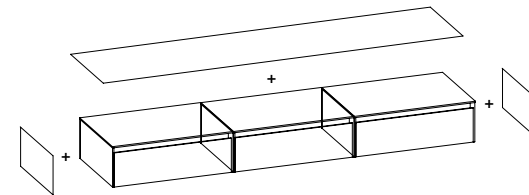
Opening system
Drawers, baskets and wall
units have a grip recess
opening system, covered with
the same finishes of the furniture.



Modulo base | Unit




Composizione | Composition




**Top appoggio e sospesi |
Over counter top**


appoggio | over counter



appoggio | over counter



sospeso | suspended



1,2-2 cm

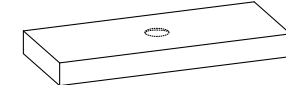


solo appoggio |
only over counter

4 cm



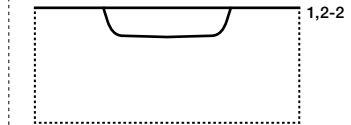
12 cm



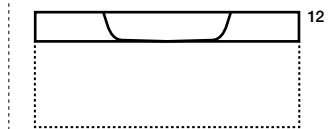
1,2-4-12 Corian®
1,2-4-12 Korakril™
1,2-4-12 Korakril™ Stone
1,2 Gelcoat
1-4-12 Hpl Polaris
1,2 Vetro | Glass
2-4-12 Marmo | Marble
0,5-4-12 Laminam
1,2-4-12 Argilla | Clay
1,2-4-12 Ecomalta
0,8-4 Laccato opaco | Matt lacquered
0,8-4 Laccato lucido | Glossy lacquered
0,8-4 Laccato Soft Touch | Soft Touch lacquered
0,8-4 Acrilico liquido | Acrylic liquid
0,8 Legno | Wood

**Top con lavabo integrato |
Integrated washasin top**

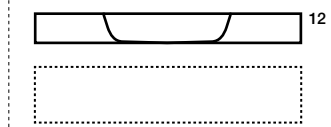
appoggio | over counter



appoggio | over counter



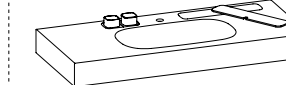
sospeso | suspended



1,2-2 cm



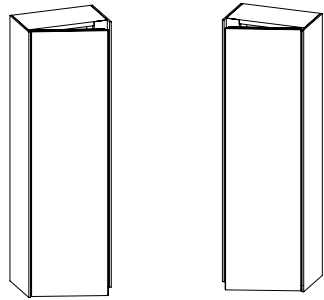
12 cm



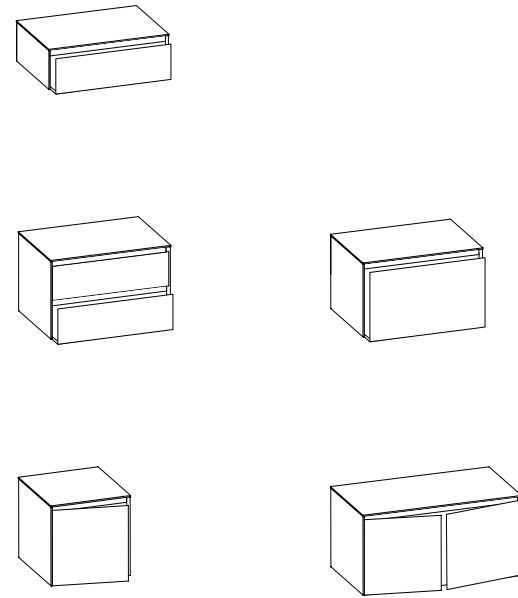
1,2-12 Corian®
1,2-12 Korakril™
1,2-12 Korakril™ Stone
1,2-12 Ecomalta
2-12 Marmo | Marble
1,2 Vetro | Glass
1,2 Gelcoat



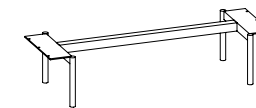
Pensili | Wall cabinets



Basi | Units



Cavalletto |
Easel



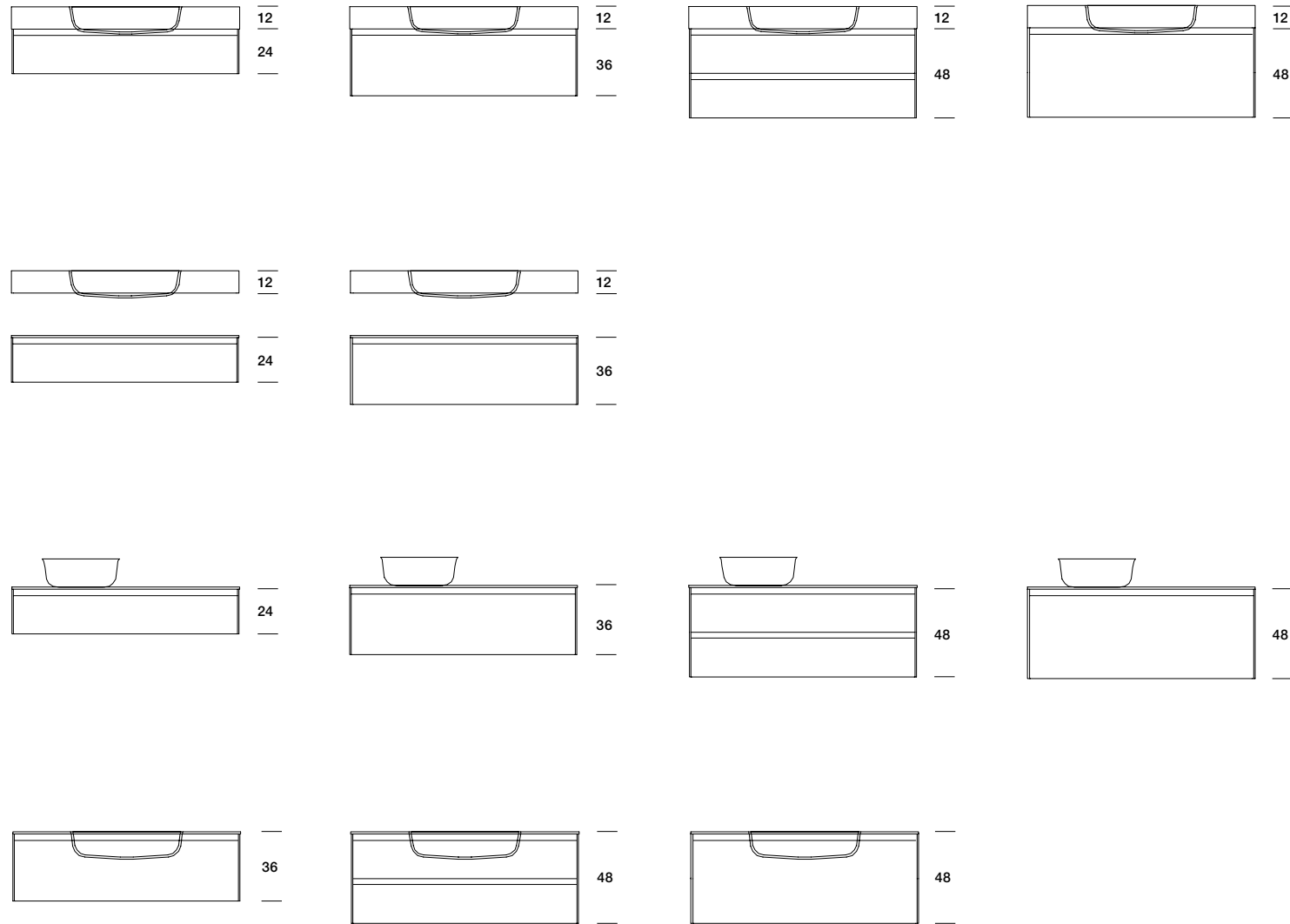
L 72-96-120-144-192
P 38
H 24

Zoccolo per basi a terra |
Plinth for furniture

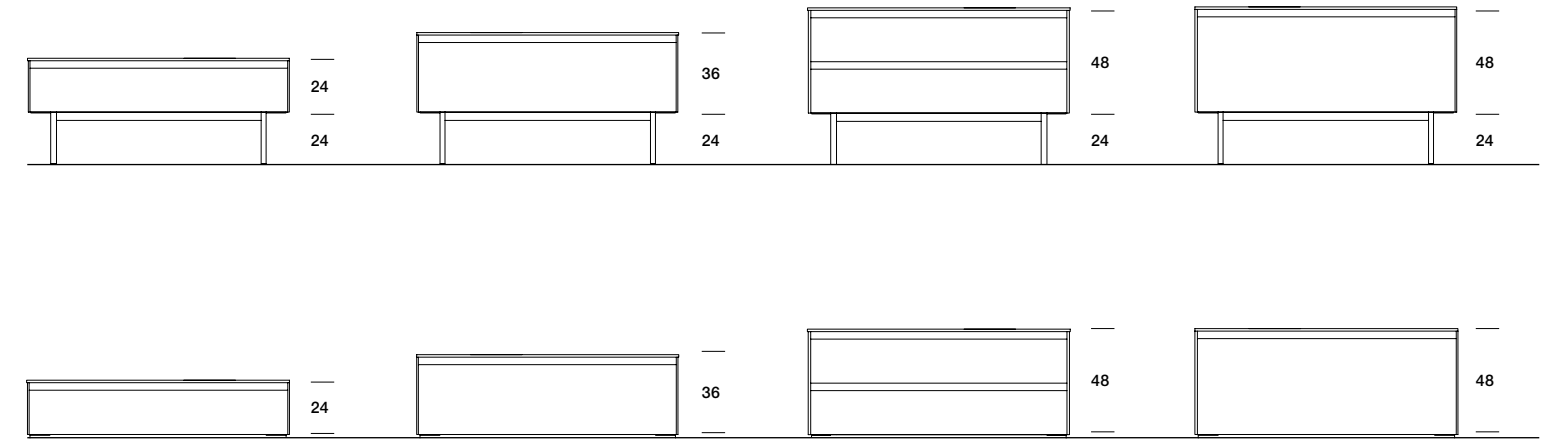


L 48-60-72-96-120
P 42-52
H 2

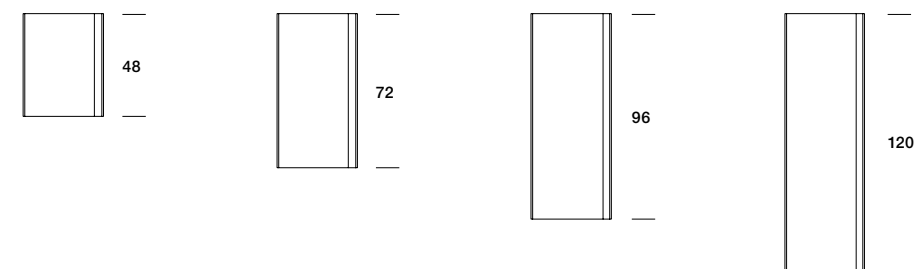
Basi sospese | Wall hung units




Basi a terra | Freestanding units




Pensili | Wall cabinets




Laccato opaco-lucido, Soft Touch°, acrilico liquido* | Matt-glossy lacquered, Soft Touch°, acrylic liquid*




HDF



Vetro laccato lucido/satinato | Lacquered glass glossy or matt



Argilla | Clay



Legno | Wood



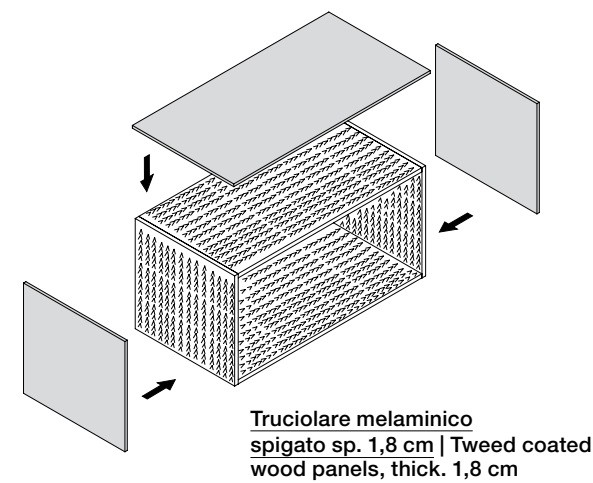
Ecomalta



Laminam



Scocca in legno nobilitato effetto Spigato, sp. 1,8 cm | Carcase made with Tweed coated wood panels, thick. 1,8 cm



Mobili
Furniture

Hamman



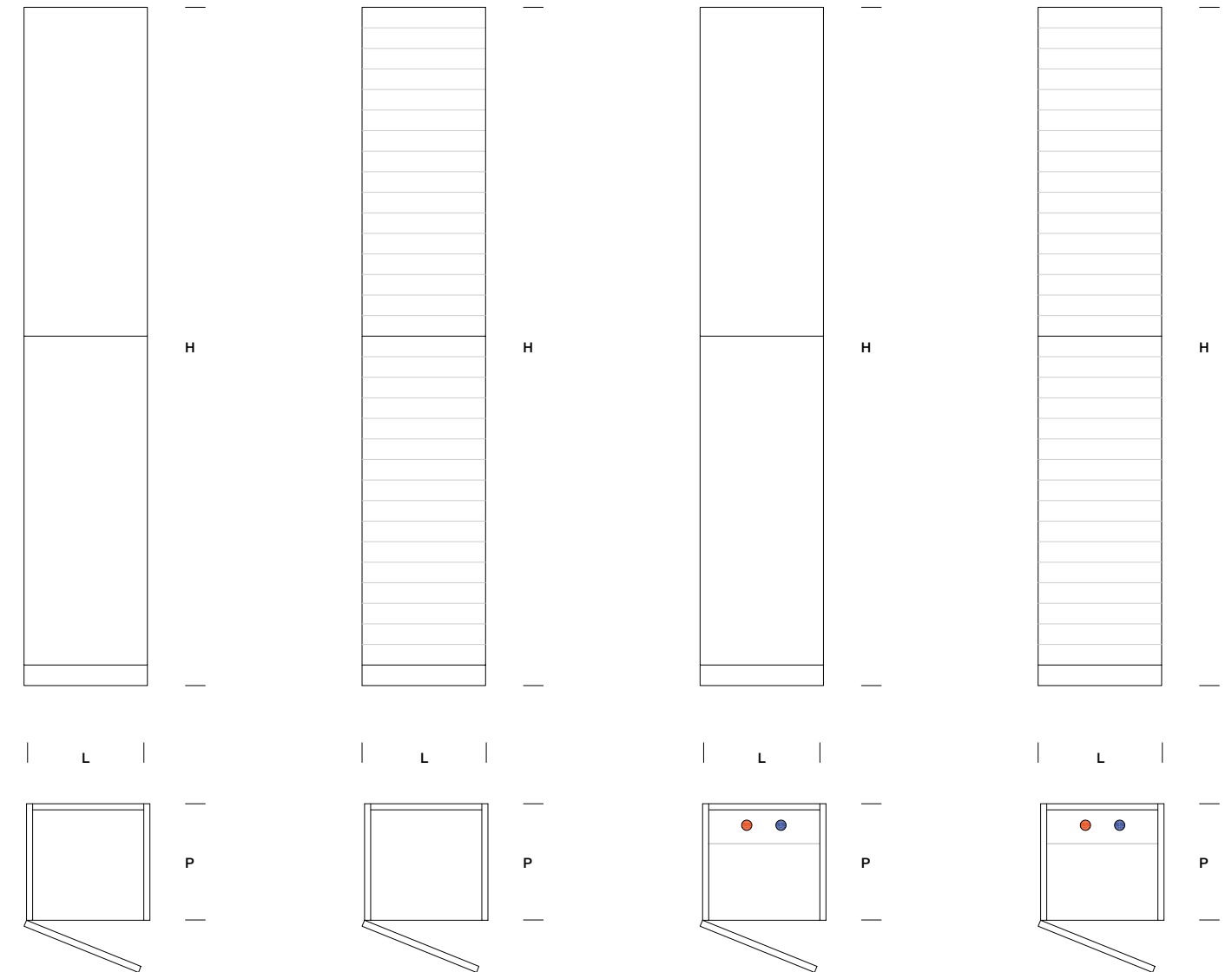


Armadio realizzato con materiali idrorepellenti, disponibile nella versione normale o con vano tecnico posteriore per passaggio tubature acqua. Struttura interna in finitura argilla. Esterno in finitura argilla o in Corian®.

Wardrobe realized with waterproof materials, available also with technical compartment for plumbing pipes on a shower area. Carcase in clay finishing. External in clay finishing or in Corian® paneling.

Armadio | Wardrobe

Armadio con vano tecnico | Wardrobe with technical compartment



Esterno e interno in finitura argilla | Carcase and external sides in clay finishing.

Esterno in pannelli di Corian®, interno in finitura argilla | Carcase in clay finishing and Corian® panels for external sides.

Esterno e interno in finitura argilla | Carcase and external sides in clay finishing.

Esterno in pannelli di Corian®, interno in finitura argilla | Carcase in clay finishing and Corian® panels for external sides.

L 36, 48
P 36
H 198-240


L 36, 48
P 36
H 198-240

L 36, 48
P 36
H 198-240


L 36, 48
P 36
H 198-240

Top

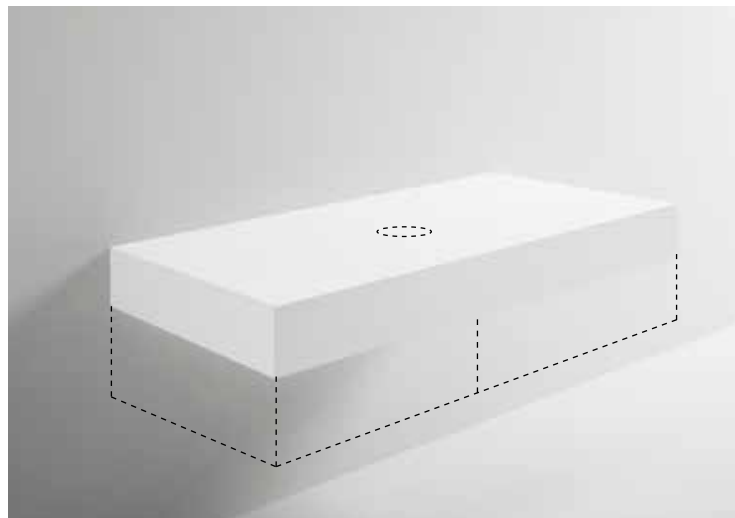
Top appoggio Over counter top



P 74 Sottile | Thin H 1,2-2 cm



P 74 Scatolato | Thick H 4 cm



P 74 Scatolato | Thick H 12 cm

Top sospesi Wall hung



P 80 Sottile | Thin H 4 cm




P 80 Scatolato | Thick H 12 cm

Top appoggio


Over counter top

Top di diversi materiali per appoggio su qualsiasi mobile Rexa Design.

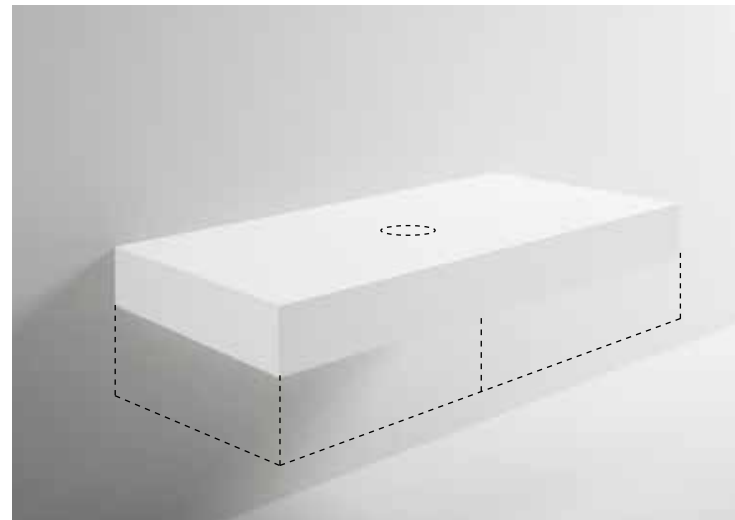
Over counter top made in different materials to be matched with any Rexa Design.



Sottile | Thin H 1,2-2 cm



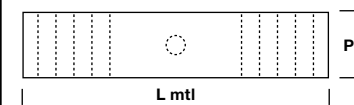
Scatolato | Thick H 4 cm



Scatolato | Thick H 12 cm

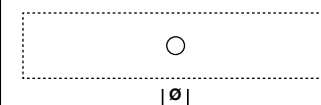


Dimensioni top | Top dimensions



Tutte le dimensioni sono ordinabili su misura al cm, i tempi di consegna non cambiano rispetto a quelli standard. | All dimensions can be customized, the delivery terms don't change from the standard ones.

Foro per lavabo | Hole for basin




Su richiesta | On demand

Spessori | Thickness

- 1,2-4-12 Corian®
- 1,2-4-12 Korakril™
- 1,2-4-12 Korakril™ Stone
- 1,2 Gelcoat
- 1-4-12 Hpl Polaris
- 1,2 Vetro | Glass
- 2-4-12 Marmo, granito | Marble, granite
- 0,5-4-12 Laminam
- 0,8-1,2-4-12 Argilla | Clay
- 0,8-1,2-4-12 Ecomalta
- 0,8 HDF
- 0,8-1,2-4 Laccato opaco-lucido, Soft Touch | Matt-glossy lacquered, Soft Touch
- 0,8-1,2-4 Acrilico liquido | Acrylic liquid
- 0,8-1,2 Legno | Wood

Abbinabilità | Combination



Top appoggio Over counter top

Finiture Finishes

Corian® (Matt)



Glacier White




Silver Gray



Clay




Deep Nocturne




Bone

Korakril™ (Matt)



Pure White



White

Gelcoat (Glossy, Matt)


Korakril™ Stone



Bianco



Grigio Scuro



Grigio



Sabbia



Tortora

Hpl Polaris




Grigio Clair



Grigio Perle



Nero



Bianco




Grigio Moyen



Grigio Grafite

Vetro laccato lucido/satinato | Lacquered glass glossy or matt



Bianco




Nero



Grafite



Fango



Fango Luce



Grigio Luce

Marmo e granito | Marble and granite (Glossy, Matt)



Carrara



Nero Assoluto



Grigio Veneto



Emperador




Grigio Carnico

Laminam



Pietra di Savoia
bocciardata
Antracite



Pietra di Savoia
bocciardata
Grigio



Pietra di Savoia
bocciardata
Avorio



Bianco Statuario matt



Nero Greco matt

Argilla | Clay



Grigio




Grafite



Vinaccia



Bianco



Beige




Tortora

Top appoggio Over counter top


Finiture Finishes

Ecomalta



Grafite Beige Scuro Beige Chiaro Beige Creta Grigio Neutro

HDF



Grigio Chiaro Grigio Nero Caffè

Laccato opaco-lucido, Soft Touch °, acrilico liquido * | Matt-glossy lacquered, Soft Touch °, acrylic liquid *



Tortora Nero Fango Grafite Sabbia Fango Luce



Rosa Fumo Rosso Cupo Melanzana Grigio Luce Beige Fresco Bianco



Beige Azzurro Blu Desaturato Grigio Muschio

Legno | Wood



frassino | ash
Grigio frassino | ash
Blu frassino | ash
Verde eucalipto |
eucalyptus rovere | oak noce canaletto |
american walnut

Top sospesi Suspended top

Top sospesi da utilizzare da soli o abbinati a cassettiere staccate: Esperanto, R1, Unico e Moode.

Suspended top to be used alone or to be matched with separate drawer units: Esperanto, R1, Unico Moode.



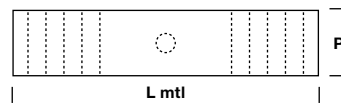
Sottile | Thin H 4 cm



Scatolato | Thick H 12 cm

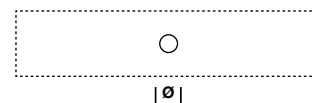


Dimensioni top | Top dimensions



Tutte le dimensioni sono ordinabili su misura al cm, i tempi di consegna non cambiano rispetto a quelli standard. | All dimensions can be customized, the delivery terms don't change from the standard ones.

Foro per lavabo | Hole for basin

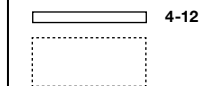


su richiesta | on demand

Spessori | Thickness

- 4-12 Corian®
- 4-12 Korakril™
- 4-12 Korakril™ Stone
- 4-12 Hpl Polaris
- 4-12 Marmo, granito | Marble, granite
- 4-12 Laminam
- 4-12 Argilla | Clay
- 4-12 Ecomalta
- 4 Laccato opaco-lucido, Soft Touch | Matt-glossy lacquered, Soft Touch
- 4 Acrilico liquido | Acrylic liquid

Abbinabilità | Combination



Top sospesi Suspended top

Finiture Finishes

Corian® (Matt)



Glacier White




Silver Gray



Clay




Deep Nocturne



Bone

Korakril™ (Matt)



Pure White


Korakril™ Stone



Bianco



Grigio Scuro



Grigio



Sabbia



Tortora

Hpl Polaris




Grigio Clair



Grigio Perle



Nero



Bianco



Grigio Moyen



Grigio Grafite

Marmo e granito | Marble and granite (Glossy, Matt)



Carrara



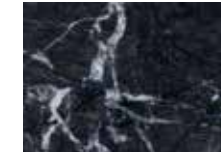
Nero Assoluto



Grigio Veneto



Emperador



Grigio Carnico

Laminam



Pietra di Savoia
bocciardata
Antracite



Pietra di Savoia
bocciardata
Grigio



Pietra di Savoia
bocciardata
Avorio



Bianco Statuario matt



Nero Greco matt

Argilla | Clay



Grigio



Grafite



Vinaccia



Bianco




Beige




Tortora


Ecomalta



Grafite




Beige Scuro



Beige Chiaro



Beige Creta



Grigio Neutro

Top sospesi Suspended top

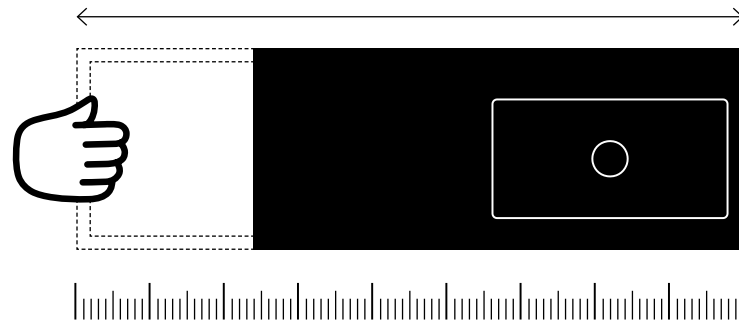
Finiture Finishes

Laccato opaco-lucido, Soft Touch°, acrilico liquido* | Matt-glossy lacquered, Soft Touch°, acrylic liquid*



Top con lavabo integrato

Integrated washbasin top



I top con lavabo integrato in Corian® sono opachi e setosi al tatto e vengono realizzati a mano partendo dalla lastra. Questa particolare lavorazione consente di poter modificare tutte le dimensioni e angoli rispetto alle versioni standard, senza che i tempi di consegna subiscano delle variazioni. Sono disponibili sei tipologie di lavabo – Rettangolare, Scivolo e D_taglio – create artigianalmente e quindi con misure totalmente modificabili. Solo il lavabo Termoformato viene realizzato scaldando e pressando la lastra di Corian®, per cui non è possibile modificarne le dimensioni ma solo la sua posizione all'interno del top. I lavabi Stampati hanno le stesse peculiarità del Termoformato.

I top con lavabo integrato in Korakril™ sono opachi e setosi al tatto e vengono realizzati per colatura dentro degli appositi stampi. Questa particolare lavorazione consente di modificare limitatamente le dimensioni del top. Sono disponibili sette tipologie di lavabo in diverse misure; non si possono apportare modifiche dimensionali oltre a quelle proposte a catalogo.

I top con lavabo integrato in Korakril™ Stone, ripropongono l'effetto pietra fiammata e spazzolata, vengono realizzati per colatura dentro degli appositi stampi. Questo processo consente di poter modificare limitatamente le dimensioni del top. Sono disponibili due tipologie di lavabo in varie misure; non si possono apportare modifiche dimensionali oltre a quelle inserite a catalogo.

I top con lavabo integrato in Gelcoat sono lucidi come la ceramica oppure opachi e setosi al tatto come il Corian® e il Korakril™. Vengono realizzati per colatura dentro degli appositi calchi. Il Gelcoat – vernice densa con spessore oltre 1 mm – è lo strato di finitura esterna che viene applicata sullo stampo prima della colatura, rimanendo poi fissato al top una volta che lo stampo viene aperto. Questo processo permette di poter modificare solo limitatamente le dimensioni del piano. Sono disponibili sette tipologie di lavabo, in diverse misure; non si possono apportare modifiche dimensionali oltre a quelle proposte a catalogo.

I top con lavabo integrato in marmo sono disponibili con superficie lucida oppure opaca, come specificato sul listino. Sono disponibili tre tipologie di lavabo, tutti realizzabili su misura.

I top con lavabo integrato in Ecomalta sono disponibili solo con spessore 12 cm; il lavabo, diversamente dal top, non è realizzabile su misura. Il top in multistrato e il lavabo in acciaio vengono assemblati e ricoperti con Ecomalta addizionata di polvere di quarzo, che ne garantisce l'impermeabilità.

I top in vetro retro laccato, lucidi o satinati, vengono realizzati su stampo che viene poi laccato sul retro con apposita vernice. Il lavabo è disponibile in sei colori e, diversamente dal top, non è realizzabile su misura ma può essere posizionato a piacere all'interno del piano.

Integrate washbasins in Corian® are matt and soft to the touch, they are handmade starting from the Corian® sheet, this manufacturing system allow us to modify measures and corners without extending delivery terms. There are several dimensions and type available: Rettangolare (rectangular), Scivolo (with slope) and D_taglio, they are all handmade and completely modifiable. Thermoformed once are realized by heating and pressing Corian® sheets, so the shape of the basin is not modifiable, meanwhile its position can be changed. Moulded washbasins have the same characteristics of thermoformed.

Integrated washbasins made in Korakril™ are matt and soft to the touch, they are realized by dripping the material into moulds. This particular manufacturing doesn't allow dimensions modify then those proposed in the catalogue. There are seven type of integrated washbasin available.

The integrated washbasins in Korakril™ stone give to the top a stone effect, they are realize by dripping the material into moulds. This manufacturing doesn't allow dimensions modify then those proposed in the catalogue. There are two type of integrated washbasin available.

The integrated washbasins made in Gelcoat can be glossy like ceramic or matt like Corian® or Korakril™. They are realized by dripping into moulds, Gelcoat is the external coating, a dense and thick varnish (over than 1 mm) which is apply in the mould before dripping. This particular manufacturing doesn't allow dimensions modify then those proposed in the catalogue, there are seven type of washbasins.


The integrated washbasins in marble are available with glossy or matt finishes as it is specify into the price list. There are three customizable type of basins available.

The integrated top, made in Ecomalta are available only with 12 cm thickness, the basin can't be modify and meanwhile the top can be. The top, realized in multiply wood, and the basin, realized in stainless steel are assembled and coated with Ecomalta and quartz powder to guarantee waterproof.


The integrated washbasin made in glass, with lacquered back side, are available both glossy and matt. They are realized with a mould and lacquered on the back with a special varnish. The integrated basins are available in six colours. The dimensions of the top can be modify, for what concern the integrated basin, its shape and dimensions are not modifiable, meanwhile its position can be changed.

**Top con
lavabo integrato**
**Integrated
washbasin top**


Corian®




P 98 Rettangolare | Rectangular



P 99 Termoformato | Thermoformed



P 102 D_Taglio



P 103 Moode



P 104 Ergo_nomic



P 100 Stampato | Moulded



P 101 Scivolo | Sloping



P 105 Fonte



P 106 Esperanto



P 107 Esperanto con mensola | with shelf

Top con lavabo integrato Integrated washbasin top

Corian® con portasalviette Corian® integrated washbasin with towel rail



P 108 Rettangolare | Rectangular




P 109 Termoformato | Thermoformed



P 110 Stampato | Moulded



P 111 Scivolo | Sloping



P 112 D_Taglio




P 113 Moode

Corian® con cassetti Corian® integrated washbasin with drawers



P 114 Rettangolare | Rectangular



P 114 Termoformato | Thermoformed



P 114 Stampato | Moulded



P 114 Scivolo | Sloping



P 114 D_Taglio




P 114 Moode

**Top con
lavabo integrato**
**Integrated
washbasin top**


Korakril™




P 120 Rettangolare | Rectangular




P 121 Ovale | Oval




P 124 Rettangolare Morbido | With rounded edges




P 125 Hammam rotondo | Round



P 122 Stampato Morbido | Moulded



P 123 Scivolo | Sloping



P 126 Hammam rettangolare | Rectangular

**Top con
lavabo integrato
Integrated
washbasin top**

Korakril™ Stone



P 127 Rettangolare Morbido | With rounded edges



P 128 Ovale | Oval



Gelcoat



P 129 Rettangolare | Rectangular




P 130 Rettangolare Morbido | With rounded edges



P 131 Morbido | Rounded



P 132 Ovale | Oval




P 133 Hamman rettangolare | Rectangular



P 134 Hamman rotondo | Round

**Top con
lavabo integrato**
**Integrated
washbasin top**

Marmo
Marble




P 136 Rettangolare | Rectangular



P 137 D_Taglio

Ecomalta



P 138 Rettangolare | Rectangular

Vetro
Glass



P 139 Morbido | Rounded



P 135 Lavabo monovasca | Mono-basin

Top Corian®

Lavabo rettangolare Rectangular washbasin



Sottile | Thin H 1,2 cm



Scatolato | Thick H 12 cm

Top con lavabo integrato
realizzato a mano e copripiletta
rotonda a filo. Le dimensioni del
top e del lavabo e la posizione
di quest'ultimo sono modificabili.

Top with assembled
integrated washbasin.
The top dimensions,
those of the basin and
its position are adjustable.



Top Corian®

Lavabo termoformato Thermoformed washbasin



Sottile | Thin H 1,2 cm



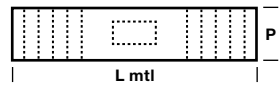
Scatolato | Thick H 12 cm

Top con lavabo integrato
termoformato e copripiletta
rotonda sporgente.
Le dimensioni del top
e solo la posizione del lavabo
sono modificabili.

Top with thermoformed
integrated washbasin.
The top dimensions and
the position of the basin
are adjustable.

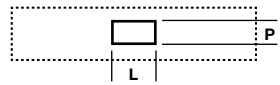


Dimensioni top | Top dimensions



P	H	
41	1,2-12	R1
43	1,2-12	Moode
50	1,2-12	Unico, Esperanto
51	1,2-12	R1
53	1,2-12	Moode

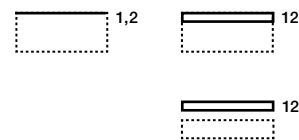
Dimensioni lavabo | Washbasin dimensions



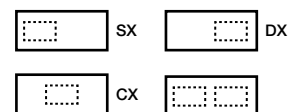
L	P	H
36÷100	24÷35	12

60x30x12 dimensioni più utilizzate |
dimension most used

Abbinabilità | Combination



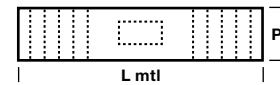
Posizionamento lavabo | Washbasin position



Materiali | Materials

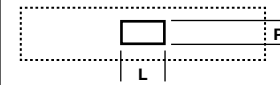
Corian® (Matt)
tutti i colori | all colors available

Dimensioni top | Top dimensions



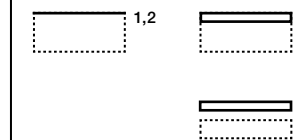
P	H	
41	1,2-12	R1
43	1,2-12	Moode
50	1,2-12	Unico, Esperanto
51	1,2-12	R1
53	1,2-12	Moode

Dimensioni lavabo | Washbasin dimensions

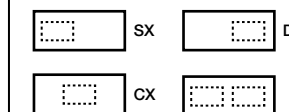


L	P	H
54	35	11
64	33	11
86	38	11

Abbinabilità | Combination



Posizionamento lavabo | Washbasin position



Materiali | Materials

Corian® (Matt)
Glacier White
Deep Nocturne

Top Corian®

Lavabo stampato Moulded washbasin



Sottile | Thin H 1,2 cm



Scatolato | Thick H 12 cm

Top con lavabo integrato stampato e copripiletta rotonda sporgente. Le dimensioni del top e la posizione del lavabo sono modificabili.

Top with moulded integrated washbasin. The top dimensions and the position of the basin are adjustable.

Top Corian®

Lavabo scivolo Sloping washbasin



Sottile | Thin H 1,2 cm



Scatolato | Thick H 12 cm

Top con lavabo integrato con scivolo, realizzato a mano. Le dimensioni del top e del lavabo e la posizione di quest'ultimo sono modificabili.

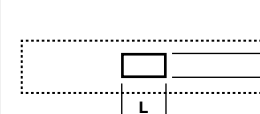
Top with sloping integrated washbasin. The top dimensions, those of the basin and its position are adjustable.

Dimensioni top | Top dimensions



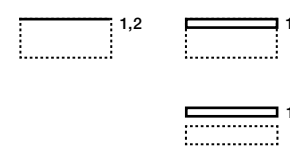
P	H	
41	1,2-12	R1
43	1,2-12	Moode
50	1,2-12	Unico, Esperanto
51	1,2-12	R1
53	1,2-12	Moode

Dimensioni lavabo | Washbasin dimensions

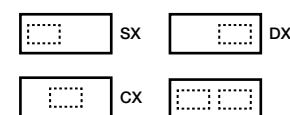


L	P	H
45	30	11
55	32	11

Abbinabilità | Combination



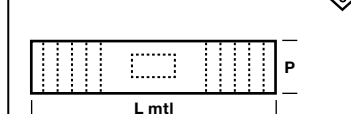
Posizionamento lavabo | Washbasin position



Materiali | Materials

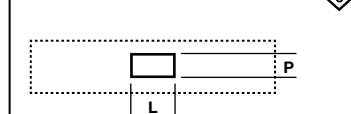
Corian® (Matt)
Glacier White

Dimensioni top | Top dimensions



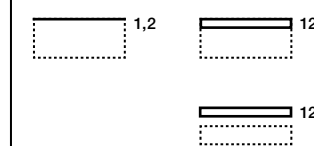
P	H	
41	1,2-12	R1
43	1,2-12	Moode
50	1,2-12	Unico, Esperanto
51	1,2-12	R1
53	1,2-12	Moode

Dimensioni lavabo | Washbasin dimensions

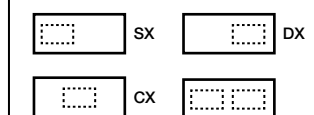


L	P	H
60÷100	30	12

Abbinabilità | Combination



Posizionamento lavabo | Washbasin position



Materiali | Materials

Corian® (Matt)
tutti i colori | all colors available

Top Corian®

Lavabo D_taglio D_taglio washbasin

Top con lavabo integrato D_taglio con doppio scivolo, realizzato a mano. Le dimensioni del top e del lavabo e la posizione di quest'ultimo sono modificabili.

Top with D_taglio integrated washbasin. The top dimensions, those of the basin and its position are adjustable.



Sottile | Thin H 1,2 cm



Scatolato | Thick H 12 cm

Top Corian®

Lavabo Moode Moode washbasin

Top con lavabo integrato termoformato e copripiletta rotonda sporgente. Le dimensioni del top e la posizione del lavabo sono modificabili.

Top with thermoformed integrated washbasin. The top dimensions and the position of the basin are adjustable.



Sottile | Thin H 1,2 cm



Scatolato | Thick H 12 cm

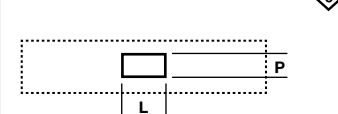


Dimensioni top | Top dimensions



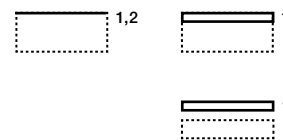
P	H	
41	1,2-12	R1
43	1,2-12	Moode
50	1,2-12	Unico, Esperanto
51	1,2-12	R1
53	1,2-12	Moode

Dimensioni lavabo | Washbasin dimensions

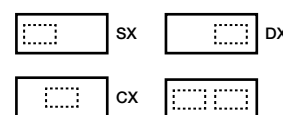


L	P	H
60	30	8
80	30	8

Abbinabilità | Combination



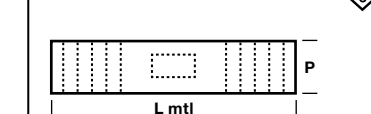
Posizionamento lavabo | Washbasin position



Materiali | Materials

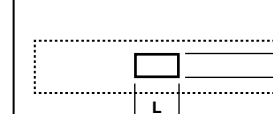
Corian® (Matt)
tutti i colori | all colors available

Dimensioni top | Top dimensions



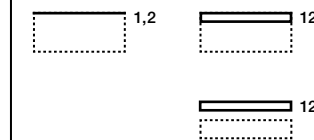
P	H	
41	1,2-12	R1
43	1,2-12	Moode
50	1,2-12	Unico, Esperanto
51	1,2-12	R1
53	1,2-12	Moode

Dimensioni lavabo | Washbasin dimensions

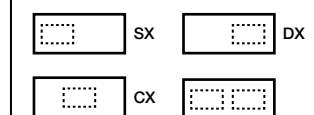


L	P	H
34	24	13
58	31	13

Abbinabilità | Combination



Posizionamento lavabo | Washbasin position



Materiali | Materials

Corian® (Matt)
Glacier White
Deep Nocturne

Top Corian®

Ergo_nomic

Top con lavabo integrato caratterizzato dalla tasca che accoglie la rubinetteria Ergo_nomic con pomolo in Corian®.

Top with assembled integrated washbasin, characterized by the special pocket where to install the faucet combined with Corian® handle control.



Scatolato | Thick H 12 cm



Top Corian®

Fonte

Top con lavabo integrato termoformato. Il bordo salvagoccia perimetrale rende molto pratico l'utilizzo e la pulizia. Realizzato in Corian® opaco, setoso, levigato a mano.

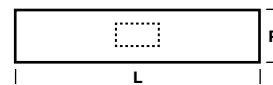
Corian® top with thermoformed integrated washbasin. The drip edge all around the top allows a practical and an easy cleaning.



Scatolato | Thick H 18 cm

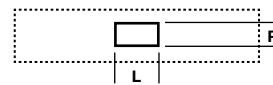


Dimensioni top | Top dimensions



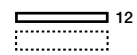
L	P	H
72	50	12
96	50	12
120	50	12
144	50	12
192	50	12

Dimensioni lavabo | Washbasin dimensions

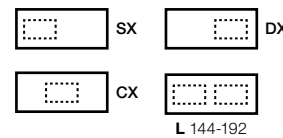


L	P	H
60	31	12

Abbinabilità | Combination



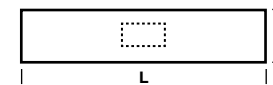
Posizionamento lavabo | Washbasin position



Materiali | Materials

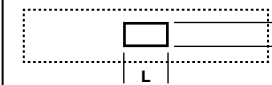
Corian® (Matt)
Glacier White

Dimensioni top | Top dimensions



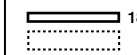
L	P	H
80	48	18
120	48	18

Dimensioni lavabo | Washbasin dimensions

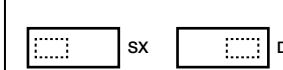


L	P	H
54	35	12

Abbinabilità | Combination



Posizionamento lavabo | Washbasin position



Materiali | Materials

Corian® (Matt)
Glacier White

Top Corian®

Esperanto



Scatolato | Thick H 15 cm



Top con lavabo integrato termoformato, accessoriabile con contenitori cilindrici e ciotole, realizzato in Corian® opaco, satinato, levigato a mano. Copripiletta rotonda sporgente.

Top with thermoformed integrated washbasin. It is made in Corian® and it can be equipped with cylindrical bowls. Outstanding plug drain in Corian® included.

Top Corian®

Esperanto con mensola Esperanto with shelf



Scatolato | Thick H 15 cm

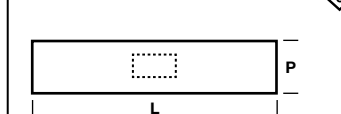


Top con lavabo integrato termoformato, con "beauty shelf", accessoriabile con contenitori cilindrici e ciotole, realizzato in Corian®, opaco, satinato, levigato a mano. Copripiletta rotonda sporgente.

Top with thermoformed integrated washbasin and beauty shelf. It is made in Corian® and it can be equipped with cylindrical bowls. Outstanding plug Drain in Corian® included.

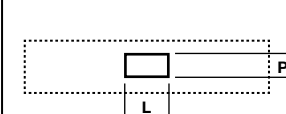


Dimensioni top | Top dimensions



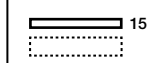
L	P	H
96	57	15
120	57	15
144	57	15

Dimensioni lavabo | Washbasin dimensions

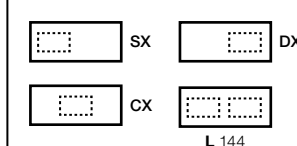


L	P	H
58	31	13

Abbinabilità | Combination



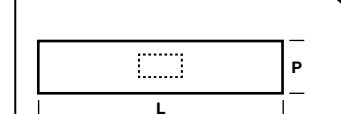
Posizionamento lavabo | Washbasin position



Materiali | Materials

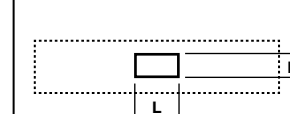
Corian® (Matt)
Glacier White
Deep Nocturne

Dimensioni top | Top dimensions



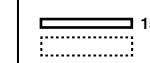
L	P	H
136	57	15
160	57	15
184	57	15

Dimensioni lavabo | Washbasin dimensions

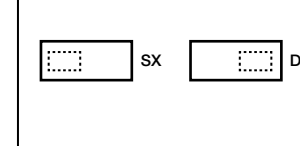


L	P	H
58	31	13

Abbinabilità | Combination



Posizionamento lavabo | Washbasin position



Materiali | Materials

Corian® (Matt)
Glacier White
Deep Nocturne

Top Corian®

Lavabo rettangolare e portasalviette Rectangular washbasin and towel rail



Scatolato | Thick H 16 cm

Top con lavabo integrato
realizzato a mano, con copripiletta
rotonda a filo e portasalviette
frontale. Le dimensioni del top
e del lavabo e la posizione
di quest'ultimo sono modificabili.

Top with assembled integrated
washbasin and towel rail,
plug drain included. The top
dimensions, those of the basin
and its position are adjustable.



Top Corian®

Lavabo termoformato e portasalviette Thermoformed washbasin and towel rail



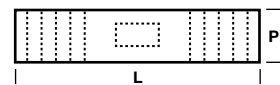
Scatolato | Thick H 16 cm

Top con lavabo integrato
termoformato, con copripiletta
rotonda sporgente
e portasalviette frontale.
Le dimensioni del top
e solo la posizione del lavabo
sono modificabili.

Top with thermoformed
integrated washbasin and
towel rail, outstanding plug
Drain included. The top
dimensions and the position
of the basin are adjustable.

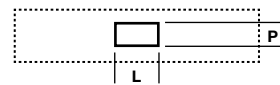


Dimensioni top | Top dimensions



L	P	H
72	50	16
96	50	16
120	50	16
144	50	16

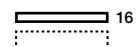
Dimensioni lavabo | Washbasin dimensions



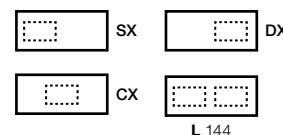
L	P	H
36÷100	24÷35	12

60x30x12 dimensioni più utilizzate |
dimension most used

Abbinabilità | Combination



Posizionamento lavabo | Washbasin position



Materiali | Materials

Top

Corian® (Matt)
tutti i colori | all colors available

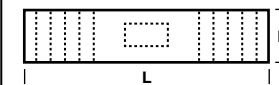
Frontale | Frontal panel

Corian® (Matt)
tutti i colori | all colors available

Hpl Polaris
tutti i colori | all colors available

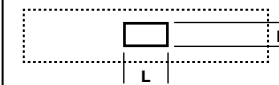
Materiale fornito dal cliente |
Material provided by the client

Dimensioni top | Top dimensions



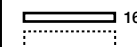
L	P	H
72	50	16
96	50	16
120	50	16
144	50	16

Dimensioni lavabo | Washbasin dimensions

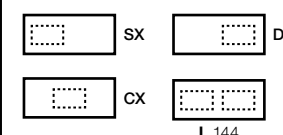


L	P	H
54	35	11
64	33	11
86	38	11

Abbinabilità | Combination



Posizionamento lavabo | Washbasin position



Materiali | Materials

Top

Corian® (Matt)
Glacier White
Deep Nocturne

Frontale | Frontal panel

Corian® (Matt)
tutti i colori | all colors available

Hpl Polaris
tutti i colori | all colors available

Materiale fornito dal cliente |
Material provided by the client

Top Corian®

Lavabo stampato e portasalviette Moulded washbasin and towel rail



Scatolato | Thick H 16 cm

Top con lavabo integrato stampato, con copripiletta rotonda sporgente e portasalviette frontale. Le dimensioni del top e solo la posizione del lavabo sono modificabili.

Top with moulded integrated washbasin and towel rail, outstanding plug drain included. The top dimensions and the position of the basin are adjustable.

Top Corian®

Lavabo con scivolo e portasalviette Sloping washbasin and towel rail

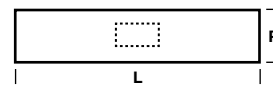


Scatolato | Thick H 16 cm

Top con lavabo integrato realizzato a mano e portasalviette frontale. Le dimensioni del top e del lavabo e la posizione di quest'ultimo sono modificabili.

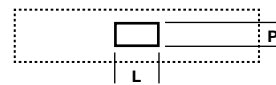
Top with sloping integrated washbasin and towel rail. The top dimensions, those of the basin and its position are adjustable.

Dimensioni top | Top dimensions



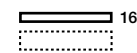
L	P	H
72	50	16
96	50	16
120	50	16
144	50	16

Dimensioni lavabo | Washbasin dimensions

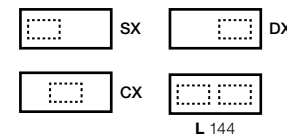


L	P	H
45	30	11
55	32	11

Abbinabilità | Combination



Posizionamento lavabo | Washbasin position



Materiali | Materials

Top

Corian® (Matt)
Glacier White

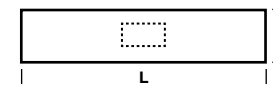
Frontale | Frontal panel

Corian® (Matt)
tutti i colori | all colors available

Hpl Polaris
tutti i colori | all colors available

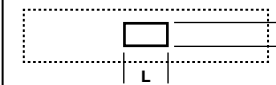
Materiale fornito dal cliente |
Material provided by the client

Dimensioni top | Top dimensions



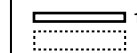
L	P	H
72	50	16
96	50	16
120	50	16
144	50	16

Dimensioni lavabo | Washbasin dimensions

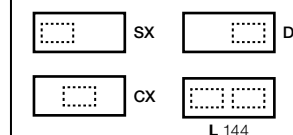


L	P	H
60÷100	30	12

Abbinabilità | Combination



Posizionamento lavabo | Washbasin position



Materiali | Materials

Top

Corian® (Matt)
tutti i colori | all colors available

Frontale | Frontal panel

Corian® (Matt)
tutti i colori | all colors available

Hpl Polaris
tutti i colori | all colors available

Materiale fornito dal cliente |
Material provided by the client

Top Corian®

Lavabo D_taglio e portasalviette D_taglio washbasin and towel rail



Scatolato | Thick H 16 cm

Top con lavabo integrato realizzato a mano e portasalviette frontale. Le dimensioni del top e del lavabo e la posizione di quest'ultimo sono modificabili.

Top with D_taglio integrated washbasin and towel rail. The top dimensions, those of the basin and its position are adjustable.

Top Corian®

Lavabo Moode e portasalviette Moode washbasin and towel rail

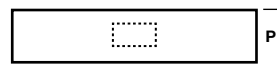


Scatolato | Thick H 16 cm

Top con lavabo integrato termoformato, con copripiletta rotonda sporgente e portasalviette frontale. Le dimensioni del top e solo la posizione del lavabo sono modificabili.

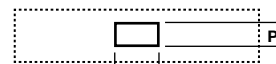
Top with thermoformed integrated washbasin and towel rail, outstanding plug drain included. The top dimensions and the position of the basin are adjustable.

Dimensioni top | Top dimensions



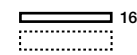
L	P	H
72	50	16
96	50	16
120	50	16
144	50	16

Dimensioni lavabo | Washbasin dimensions

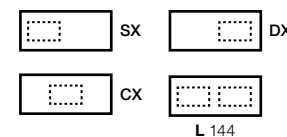


L	P	H
60	30	8
80	30	8

Abbinabilità | Combination



Posizionamento lavabo | Washbasin position



Materiali | Materials

Top

Corian® (Matt)
tutti i colori | all colors available

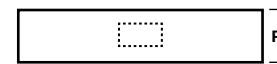
Frontale | Frontal panel

Corian® (Matt)
tutti i colori | all colors available

Hpl Polaris
tutti i colori | all colors available

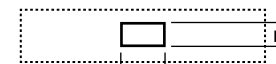
Materiale fornito dal cliente |
Material provided by the client

Dimensioni top | Top dimensions



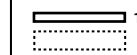
L	P	H
72	50	16
96	50	16
120	50	16
144	50	16

Dimensioni lavabo | Washbasin dimensions

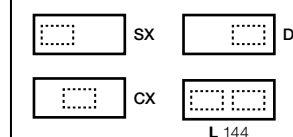


L	P	H
34	24	13
58	31	13

Abbinabilità | Combination



Posizionamento lavabo | Washbasin position



Materiali | Materials

Top

Corian® (Matt)
Glacier White
Deep Nocturne

Frontale | Frontal panel

Corian® (Matt)
tutti i colori | all colors available

Hpl Polaris
tutti i colori | all colors available

Materiale fornito dal cliente |
Material provided by the client

Top Corian®

Con cassetti
With drawers

Top in Corian® con sei tipologie di lavabo integrato e cassetto con frontale in Corian® o Hpl Polaris.

Corian® top with six types of integrated washbasin and drawer included. The drawer front can be made in Corian® or Hpl Polaris.



Rettangolare | Rectangular
L 60 | P 30 | H 12

Corian® tutti i colori |
all colors available



Termoformato | Thermoformed
L 54 | P 35 | H 11
L 64 | P 33 | H 11

Corian® Glacier White,
Deep Nocturne




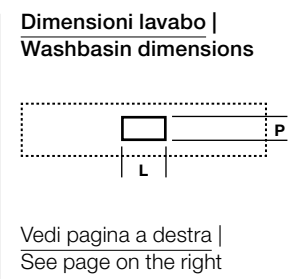
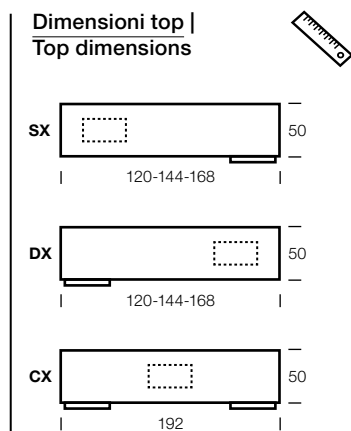
D_taglio
L 60 | P 30 | H 8

Corian® tutti i colori |
all colors available



Scivolo | Sloping
L 60 | P 30 | H 10

Corian® tutti i colori |
all colors available



Materiali | Materials

Top

Corian® (Matt)

Cassetto | Drawer

Corian® (Matt)
tutti i colori | all colors available

Hpl Polaris
tutti i colori | all colors available



Moode
L 58 | P 31 | H 13

Corian® Glacier White,
Deep Nocturne



Stampato | Moulded
L 45 | P 30 | H 11
L 55 | P 32 | H 11

Corian® Glacier White

Top Corian®

Accessori: portaoggetti integrato

Accessories: integrated storage

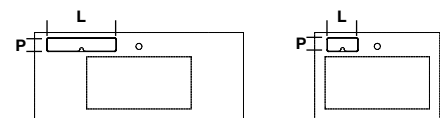


Portaoggetti integrato su top in Corian®, con sportello a chiusura rallentata. Disponibile per tutti i top in Corian®.

Integrated storage on Corian® top, with small door and slow closing system. Available for every Corian® top.



Dimensioni | Dimensions



L 40
P 8

L 18
P 8

Materiali | Materials

Corian® (Matt)
tutti i colori | all colors available

Top Corian®

Accessori: portaspazzolino e dispenser sapone

Accessories: toothbrush holder and soap dispenser

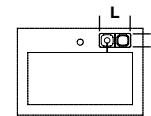
Accessories: toothbrush holder and soap dispenser

Portaspazzolino e dispenser sapone integrati in Corian®. Disponibili per tutti i top in Corian®.

Integrated toothbrush holder and soap dispenser made in Corian®. Available for every Corian® top.



Dimensioni | Dimensions



L 18
P 8

Materiali | Materials

Corian® (Matt)
tutti i colori | all colors available

Top Corian®

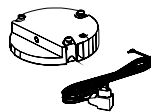
Accessori: kit di ricarica wireless Accessories: wireless charging kit

Kit di ricarica wireless, a contatto senza fili per telefoni che prevedono questa tecnologia ad induzione o accessoriati con apposita cover ricaricabile. Disponibile per tutti i top in Corian®.

Wireless charging kit, charging contact system for phones that provides this induction technology or equipped with a special rechargeable cover. Available for every Corian® top.



Dimensioni | Dimensions



Ø 7,9
H 1,6

Dati tecnici | Technical details

Alimentazione input 100-240 50/60Hz 0,35 A output 19V 630mA. Ricevitore Qi micro USB. Ricevitore Qi lighting Apple cod. F0981006 | Power input 100-240 50/60Hz 0,35 A, output 19V 630mA. Micro USB Qi receiver. Lighting Apple Qi receiver cod. F0981006.

Materiali | Materials

Corian® (Matt)
tutti i colori | all colors available

Top Korakril™

Lavabo rettangolare Rectangular washbasin



Sottile | Thin H 1,2 cm



Scatolato | Thick H 12 cm

Top stampato con lavabo integrato rettangolare con copripiletta rotonda sporgente. La dimensione del top e la posizione del lavabo sono modificabili.

Moulded top with rectangular integrated washbasin, outsandig plug drain included. The top dimensions and the position of the basin are adjustable.

Top Korakril™

Lavabo ovale Oval washbasin



Sottile | Thin H 1,2 cm

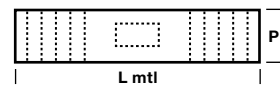


Scatolato | Thick H 12 cm

Top stampato con lavabo integrato ovale e copripiletta rotonda sporgente. Realizzato in Korakril™ opaco, satinato, levigato a mano. Le dimensioni del top e la posizione del lavabo sono modificabili.

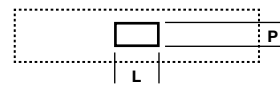
Moulded top with oval washbasin made in Korakril™, outsandig plug drain included. The top dimensions and the position of the basin are adjustable.

Dimensioni top | Top dimensions



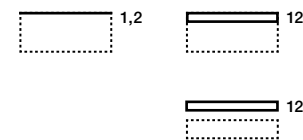
P	H	
41	1,2-12	R1
43	1,2-12	Moode
50	1,2-12	Unico, Esperanto
51	1,2-12	R1
53	1,2-12	Moode

Dimensioni lavabo | Washbasin dimensions

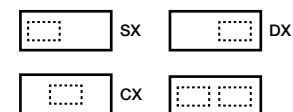


L	P	H
50	31	11
60	31	11
70	31	11
50	25	10
70	25	10

Abbinabilità | Combination



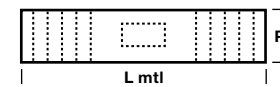
Posizionamento lavabo | Washbasin position



Materiali | Materials

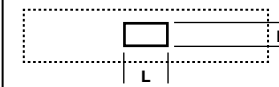
Korakril™
Pure White

Dimensioni top | Top dimensions



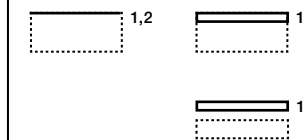
P	H	
41	1,2-12	R1
43	1,2-12	Moode
50	1,2-12	Unico, Esperanto
51	1,2-12	R1
53	1,2-12	Moode

Dimensioni lavabo | Washbasin dimensions

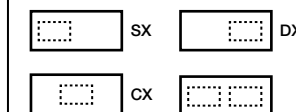


L	P	H
60	35	12

Abbinabilità | Combination



Posizionamento lavabo | Washbasin position



Materiali | Materials

Korakril™
Pure White

Top Korakril™

Lavabo stampato morbido Moulded washbasin



Sottile | Thin H 1,2 cm



Scatolato | Thick H 12 cm

Top stampato con lavabo integrato morbido e copripiletta rotonda sporgente. Realizzato in Korakril™ opaco, satinato, levigato a mano. Le dimensioni del top e la posizione del lavabo sono modificabili.

Moulded top with round washbasin made in Korakril™, outsanding plug drain included. The top dimensions and the position of the basin are adjustable.

Top Korakril™

Lavabo scivolo Sloping washbasin



Sottile | Thin H 1,2 cm

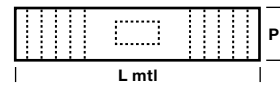


Scatolato | Thick H 12 cm

Top stampato con lavabo integrato scivolo e piletta nascosta. Realizzato in Korakril™ opaco, satinato, levigato a mano. Le Dimensioni del top e la posizione del lavabo sono modificabili.

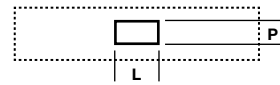
Moulded top with sloping integrated washbasin. The top dimensions and the position of the basin are adjustable.

Dimensioni top | Top dimensions



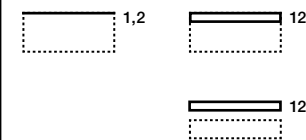
P	H	
41	1,2-12	R1
43	1,2-12	Moode
50	1,2-12	Unico, Esperanto
51	1,2-12	R1
53	1,2-12	Moode

Dimensioni lavabo | Washbasin dimensions

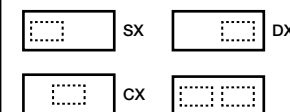


L	P	H
50	33	13
63	33	13

Abbinabilità | Combination



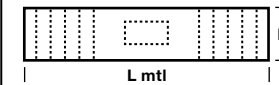
Posizionamento lavabo | Washbasin position



Materiali | Materials

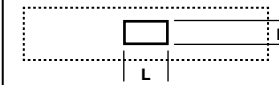
Korakril™
Pure White

Dimensioni top | Top dimensions



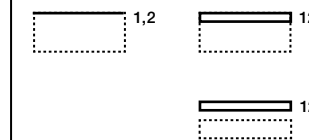
P	H	
41	1,2-12	R1
43	1,2-12	Moode
50	1,2-12	Unico, Esperanto
51	1,2-12	R1
53	1,2-12	Moode

Dimensioni lavabo | Washbasin dimensions

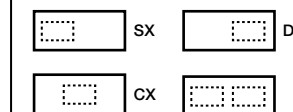


L	P	H
50	31	10
60	31	10
70	31	10

Abbinabilità | Combination



Posizionamento lavabo | Washbasin position



Materiali | Materials

Korakril™
Pure White

Top Korakril™

Lavabo rettangolare morbido Rounded edge washbasin



Sottile | Thin H 1,2 cm



Scatolato | Thick H 12 cm

Top stampato con lavabo integrato rettangolare morbido e copripiletta rotonda sporgente. Realizzato in Korakril™ opaco, satinato, levigato a mano. La dimensione del top e la posizione del lavabo sono modificabili.

Moulded top with rounded edge integrated washbasin, outsandig plug drain included. The top dimensions and the position of the basin are adjustable.

Top Korakril™

Lavabo Hammam rotondo Hammam round washbasin



Sottile | Thin H 1,2 cm



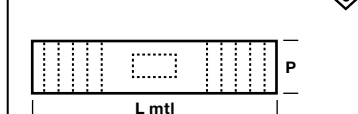
Scatolato | Thick H 12 cm

Top stampato con lavabo integrato Hammam rotondo e copripiletta rotonda sporgente. Realizzato in Korakril™ opaco, satinato, levigato a mano. La dimensione del top e la posizione del lavabo sono modificabili.

Moulded top with round Hammam washbasin, outsandig plug drain included. The top dimensions and the position of the basin are adjustable.

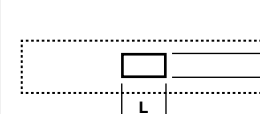


Dimensioni top | Top dimensions



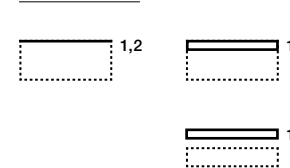
P	H	
41	1,2-12	R1
43	1,2-12	Moode
50	1,2-12	Unico, Esperanto
51	1,2-12	R1
53	1,2-12	Moode

Dimensioni lavabo | Washbasin dimensions

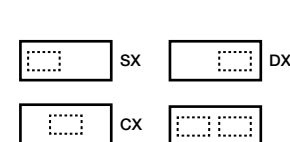


L	P	H
50	32	13
60	32	13
70	32	13

Abbinabilità | Combination



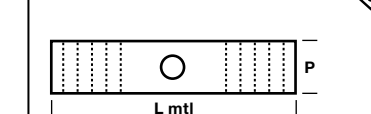
Posizionamento lavabo | Washbasin position



Materiali | Materials

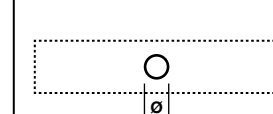
Korakril™
Pure White

Dimensioni top | Top dimensions



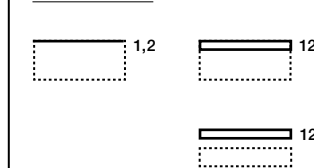
P	H	
41	1,2-12	R1
43	1,2-12	Moode
50	1,2-12	Unico, Esperanto
51	1,2-12	R1
53	1,2-12	Moode

Dimensioni lavabo | Washbasin dimensions

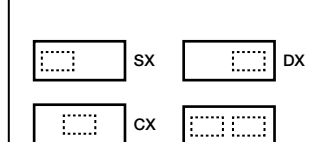


Ø	H
42	13

Abbinabilità | Combination



Posizionamento lavabo | Washbasin position



Materiali | Materials

Korakril™
Pure White

Top Korakril™

Lavabo Hammam rettangolare Hammam rectangular washbasin



Sottile | Thin H 1,2 cm



Scatolato | Thick H 12 cm

Top stampato con lavabo integrato Hammam rettangolare e copripiletta rotonda sporgente. Realizzato in Korakril™ opaco, satinato, levigato a mano. La dimensione del top e la posizione del lavabo sono modificabili.

Moulded top with rectangular Hammam integrated washbasin, outsandig plug drain included. The top dimensions and the position of the basin are adjustable.

Top Korakril™ Stone

Lavabo rettangolare morbido Rounded edge washbasin



Sottile | Thin H 1,2 cm



Scatolato | Thick H 12 cm

Top stampato con lavabo integrato rettangolare morbido e copripiletta rotonda sporgente. Realizzato in Korakril™ Stone, la superficie è texturizzata come la pietra fiammata e spazzolata. La dimensione del top e la posizione del lavabo sono modificabili.

Moulded top with rounded edge integrated washbasin, outsandig plug drain included. It is realized in Korakril™ Stone, its particular texture on the surface is similar to the flamed and brushed stone. The top dimensions and the position of the basin are adjustable.



Dimensioni top | Top dimensions

P	H	
41	1,2-12	R1
43	1,2-12	Moode
50	1,2-12	Unico, Esperanto
51	1,2-12	R1
53	1,2-12	Moode

Dimensioni lavabo | Washbasin dimensions

L	P	H
60	34	12

Abbinabilità | Combination

Posizionamento lavabo | Washbasin position

Materiali | Materials
Korakril™
Pure White

Dimensioni top | Top dimensions

P	H	
41	1,2-12	R1
43	1,2-12	Moode
50	1,2-12	Unico, Esperanto
51	1,2-12	R1
53	1,2-12	Moode

Dimensioni lavabo | Washbasin dimensions

L	P	H
50	32	13
60	32	13
70	32	13


Abbinabilità | Combination

Posizionamento lavabo | Washbasin position

Materiali | Materials
Korakril™ Stone
tutti i colori | all colors available

Top Korakril™ Stone

Lavabo ovale Oval washbasin



Sottile | Thin H 1,2 cm



Scatolato | Thick H 12 cm

Top stampato con lavabo integrato ovale e copripiletta tonda sporgente. Realizzato in Korakril™ Stone, la superficie è texturizzata come la pietra fiammata e spazzolata. La dimensione del top e la posizione del lavabo sono modificabili.

Moulded top with oval integrated washbasin, outsandig plug drain included. It is realized in Korakril™ Stone, its particular texture on the surface is similar to flamed and brushed stone. The top dimensions and the basin position are adjustable.

Top Gelcoat

Lavabo rettangolare Rectangular washbasin



Sottile | Thin H 1,2 cm

Top stampato con lavabo integrato rettangolare e copripiletta tonda sporgente. Realizzato in Gelcoat, lucido oppure opaco. La dimensione del top e la posizione del lavabo sono modificabili.

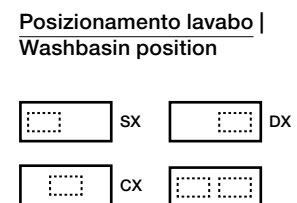
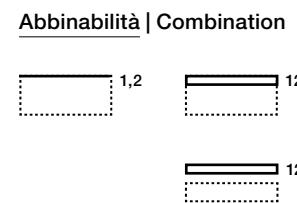
Moulded top with rectangular integrated washbasin, outsandig plug drain included. It is realized in Gelcoat, glossy or matt. The top dimensions and the basin position are adjustable.

Dimensioni top | Top dimensions

P	H	
41	1,2-12	R1
43	1,2-12	Moode
50	1,2-12	Unico, Esperanto
51	1,2-12	R1
53	1,2-12	Moode

Dimensioni lavabo | Washbasin dimensions

L	P	H
60	35	12



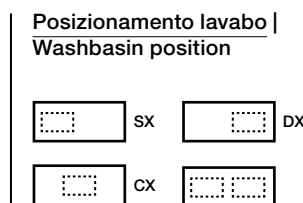
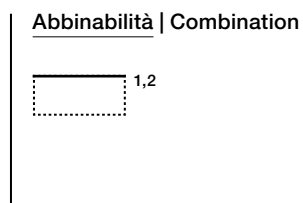
Materiali | Materials
Korakril™ Stone
tutti i colori | all colors available

Dimensioni top | Top dimensions

P	H	
41	1,2	R1
43	1,2	Moode
50	1,2	Unico
51	1,2	R1
53	1,2	Moode

Dimensioni lavabo | Washbasin dimensions

L	P	H
50	31	11
60	31	11
70	31	11
50	25	10
70	25	10



Materiali | Materials
Gelcoat
White Glossy
White Matt

Top Gelcoat

Lavabo rettangolare morbido Rounded edge washbasin



Sottile | Thin H 1,2 cm

Top stampato con lavabo integrato rettangolare morbido e copripiletta rotonda sporgente. Realizzato in Gelcoat lucido oppure opaco. La dimensione del top e la posizione del lavabo sono modificabili.

Moulded top with rounded edge integrated washbasin, outstandig plug drain included. It is realized in Gelcoat that can be glossy or matt. The top dimensions and the position of the basin are adjustable.

Top Gelcoat

Lavabo morbido Rounded washbasin

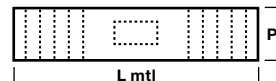


Sottile | Thin H 1,2 cm

Top stampato con lavabo integrato morbido e copripiletta rotonda sporgente realizzato in Gelcoat lucido oppure opaco. La dimensione del top e la posizione del lavabo sono modificabili.

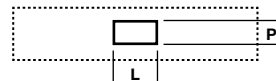
Moulded top rounded integrated washbasin, outstandig plug drain included. It is realized in Gelcoat that can be glossy or matt. The top dimensions and the position of the basin are adjustable.

Dimensioni top | Top dimensions




P	H	
41	1,2	R1
43	1,2	Moode
50	1,2	Unico
51	1,2	R1
53	1,2	Moode

Dimensioni lavabo | Washbasin dimensions

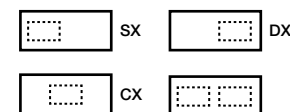


L	P	H
50	32	13
60	32	13
70	32	13

Abbinabilità | Combination



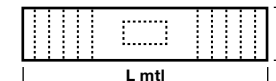
Posizionamento lavabo | Washbasin position



Materiali | Materials

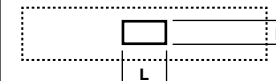
Gelcoat
White Glossy
White Matt

Dimensioni top | Top dimensions




P	H	
41	1,2	R1
43	1,2	Moode
50	1,2	Unico
51	1,2	R1
53	1,2	Moode

Dimensioni lavabo | Washbasin dimensions

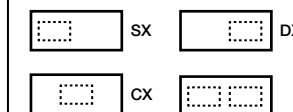


L	P	H
50	33	13
63	33	13

Abbinabilità | Combination



Posizionamento lavabo | Washbasin position



Materiali | Materials

Gelcoat
White Glossy
White Matt

Top Gelcoat

Lavabo ovale Oval washbasin



Sottile | Thin H 1,2 cm

Top stampato con lavabo integrato ovale e copripiletta rotonda sporgente. Realizzato in Gelcoat lucido oppure opaco. La dimensione del top e la posizione del lavabo sono modificabili.

Moulded top with oval integrated washbasin, outstanding plug drain included. It is realized in Gelcoat that can be glossy or matt. The top dimensions and the position of the basin are adjustable.

Top Gelcoat

Lavabo Hammam rettangolare Hammam rectangular washbasin



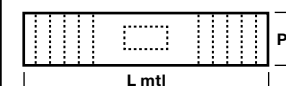
Sottile | Thin H 1,2 cm

Top stampato con lavabo integrato Hammam rettangolare e copripiletta rotonda a filo. Realizzato in Gelcoat lucido oppure opaco. Le dimensioni del top e la posizione del lavabo sono modificabili.

Moulded top with rectangular Hammam integrated washbasin, recessed plug drain included. It is realized in Gelcoat that can be glossy or matt. The top dimensions and the position of the basin are adjustable.



Dimensioni top | Top dimensions




P	H	
41	1,2	R1
43	1,2	Moode
50	1,2	Unico
51	1,2	R1
53	1,2	Moode

Dimensioni lavabo | Washbasin dimensions

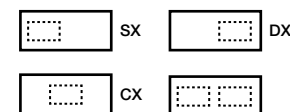


L	P	H
60	35	12

Abbinabilità | Combination



Posizionamento lavabo | Washbasin position



Materiali | Materials

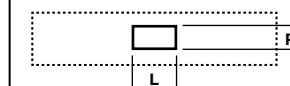
Gelcoat
White Glossy
White Matt

Dimensioni top | Top dimensions




P	H	
41	1,2	R1
43	1,2	Moode
50	1,2	Unico
51	1,2	R1
53	1,2	Moode

Dimensioni lavabo | Washbasin dimensions

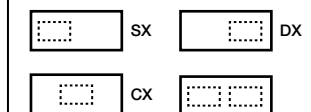


L	P	H
60	34	12

Abbinabilità | Combination



Posizionamento lavabo | Washbasin position



Materiali | Materials

Gelcoat
White Glossy
White Matt

Top Gelcoat

Lavabo Hammam rotondo Hammam round washbasin



Sottile | Thin H 1,2 cm

Top stampato con lavabo integrato Hammam tondo e copripiletta rotonda a filo. Realizzato in Gelcoat lucido oppure opaco. La dimensione del top e la posizione del lavabo sono modificabili.

Moulded top with round Hammam integrated washbasin, recessed plug drain included. It is realized in Gelcoat that can be glossy or matt. The top dimensions and the position of the basin are adjustable.

Top marmo | marble

Lavabo monovasca Mono-basin

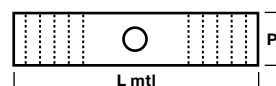


Lavabo realizzato a mano in marmo o granito, la superficie può essere lucida o opaca. Con copripiletta sporgente in acciaio lucido o satinato. Le dimensioni del lavabo sono modificabili.

Handmade top with integrated washbasin realized in marble or granite that can be glossy or matt. Outstanding plug drain included, polished or brushed steel. The washbasin dimensions, are adjustable.

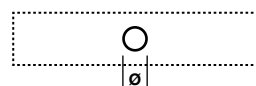


Dimensioni top | Top dimensions




P	H	
41	1,2	R1
43	1,2	Moode
50	1,2	Unico
51	1,2	R1
53	1,2	Moode

Dimensioni lavabo | Washbasin dimensions

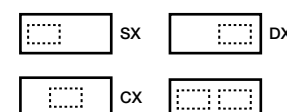


Ø	H
42	13

Abbinabilità | Combination



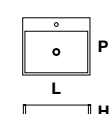
Posizionamento lavabo | Washbasin position



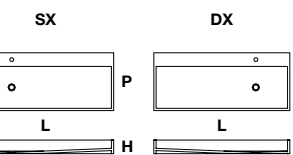
Materiali | Materials

Gelcoat
White Glossy
White Matt

Dimensioni lavabo | Washbasin dimensions

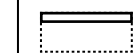


L	P	H
60	50-51-53	12
72	50-51-53	12
96	50-51-53	12
120	50-51-53	12
144	50-51-53	12



Larghezza adattabile ai mobili Moode, Esperanto, R1
Vassoio optional | Width adaptable to Moode, Esperanto, R1 furniture. Optional tray.

Abbinabilità | Combination



Materiali | Materials

Marmo e granito | Marble and granite
tutti i colori | all colors available

Finiture | Finishes
Glossy
Matt

Top marmo | marble

Lavabo rettangolare Rectangular washbasin



Sottile | Thin H 2 cm



Scatolato | Thick H 12 cm

Top realizzato a mano in marmo o granito, la superficie può essere lucida o opaca. Con copripiletta rotonda sporgente in acciaio lucido o satinato. Le dimensioni del top e del lavabo e la posizione di quest'ultimo sono modificabili.

Handmade top with rectangular integrated washbasin realized in marble or granite, that can be glossy or matt. Outsanding plug drain included. The top dimensions, those of the basin and its position are adjustable.



Top marmo | marble

Lavabo D_taglio D_taglio washbasin



Sottile | Thin H 2 cm



Scatolato | Thick H 12 cm

Top con lavabo integrato D_taglio con doppio scivolo e piletta nascosta. Top realizzato a mano in marmo o granito, la superficie può essere lucida o opaca. Le dimensioni del top e del lavabo e la posizione di quest'ultimo sono modificabili.

Handmade top with D_taglio integrated washbasin realized in marble or that can be glossy or matt. The top dimensions, those of the basin and its position are adjustable.



Dimensioni top | Top dimensions

P	H	
41	2-12	R1
43	2-12	Moode
50	2-12	Unico, Esperanto
51	2-12	R1
53	2-12	Moode

Dimensioni lavabo | Washbasin dimensions

L	P	H
36	24	12
60	30	12
80	30	12

Abbinabilità | Combination

Posizionamento lavabo | Washbasin position

Materiali | Materials
Marmo e granito | Marble and granite
tutti i colori | all colors available

Finiture | Finishes
Glossy
Matt

Dimensioni top | Top dimensions

P	H	
41	2-12	R1
43	2-12	Moode
50	2-12	Unico, Esperanto
51	2-12	R1
53	2-12	Moode

Dimensioni lavabo | Washbasin dimensions

L	P	H
60	30	10
80	30	10

Abbinabilità | Combination

Posizionamento lavabo | Washbasin position

Materiali | Materials
Marmo e granito | Marble and granite
tutti i colori | all colors available

Finiture | Finishes
Glossy
Matt

Top Ecomalta

Lavabo rettangolare Rectangular washbasin



Sottile | Thin H 1,2 cm



Scatolato | Thick H 12 cm

Top in multistrato e lavabo in acciaio, con Ecomalta stesa a mano e copripiletta rotonda sporgente in acciaio lucido o satinato. Le dimensioni del top e la posizione del lavabo sono modificabili.

Multi-ply top with steel integrated washbasin, all covered by a handmade Ecomalta coating. Outsanding plug drain included. The top dimensions and the position of the basin are adjustable.

Top vetro | glass

Lavabo morbido Rounded edge washbasin



Top in vetro retrolaccato, la superficie può essere lucida o acidata, con copripiletta rotonda sporgente in acciaio lucido o satinato.

Real-lacquered glass top with integrated washbasin, outsanding plug drain included. The glass can be polished or acid-etched.



Dimensioni top | Top dimensions

P	H	
41	1,2-12	R1
43	1,2-12	Moode
50	1,2-12	Unico, Esperanto
51	1,2-12	R1
53	1,2-12	Moode

Dimensioni lavabo | Washbasin dimensions

L	P	H
56	30	12
66	30	12

Abbinabilità | Combination

Posizionamento lavabo | Washbasin position

Materiali | Materials
Ecomalta
tutti i colori | all colors available

Dimensioni top | Top dimensions

P	H	
41	1,2	R1
43	1,2	Moode
50	1,2	Unico
51	1,2	R1
53	1,2	Moode

Dimensioni lavabo | Washbasin dimensions

L	P	H
53	22	12
50	30	12
64	32	12

Abbinabilità | Combination

Posizionamento lavabo | Washbasin position

Materiali | Materials
Vetro laccato | lacquered glass
tutti i colori | all colors available

Finiture | Finishes
Glossy
Matt

Top con lavabo integrato Integrated washbasin top

Finiture Finishes

Corian® (Matt)



Glacier White




Silver Gray



Clay




Deep Nocturne




Bone

Korakril™ (Matt)



Pure White



White

Gelcoat (Glossy, Matt)


Korakril™ Stone



Bianco



Grigio Scuro



Grigio



Sabbia



Tortora

Frontale in Hpl Polaris | Frontal in Hpl Polaris




Grigio Clair



Grigio Perle



Nero



Bianco




Grigio Moyen



Grigio Grafite

Vetro laccato lucido/satinato | Lacquered glass glossy or matt



Bianco




Nero



Grafite



Fango



Fango Luce



Grigio Luce

Marmo e granito | Marble and granite (Glossy, Matt)



Carrara



Nero Assoluto



Grigio Veneto




Emperador



Grigio Carnico


Ecomalta



Grafite




Beige Scuro



Beige Chiaro



Beige Creta



Grigio Neutro

Lavabi Washbasin

Appoggio Over counter



P 174 Catino L 60 | P 35 | H 14



P 174 Catino Ø 43 | H 14



P 186 Fonte L 80 | P 48 | H 16



P 186 Fonte L 48 | P 34 | H 50



P 174 Catino L 55 | P 35 | H 14



P 184 Pod Ø 45 | H 15



P 186 Fonte L 80 | P 48 | H 50



P 186 Fonte L 80 | P 48 | H 50



P 182 Culla Ø 40 | H 18



P 182 Culla L 45 | P 40 | H 15



P 168 Hammam Ø 42 | H 16-20



P 168 Hammam Ø 42 | H 44-48



P 182 Culla L 70 | P 40 | H 13



P 186 Fonte L 48 | P 34 | H 16



P 180 Japan Ø 42 | H 14



P 180 Japan Ø 42 | H 24



P 180 Japan Ø 42 | H 48



P 178 Murano Ø 42 | H 20



P 152 Unico L 36-48-60-72 | P 36-48 | H 16



P 152 Unico L 36-60-72 | P 36-48 | H 36



P 176 Soave Ø 45 | H 30



P 150 Unico Rotondo Ø 41 | H 16



P 172 R1 L 36-48-60-72 | P 36-48 | H 16



P 172 R1 L 36-60-72 | P 36-48 | H 36



P 150 Unico Rotondo Ø 41 | H 36



P 150 Unico Rotondo Ø 41 | H 48

Semincasso
Semi-recessed



P 166 Hole Ø 41 | H 16




P 170 Hamman Ø 41 | H 13



P 170 Hamman L 60 | P 34 | H 13

Lavamani
Small basin



P 156 Unico Lavamani L 40-60-72-96-120 | P 20 | H 16

Sospesi
Wall hung



P 152 Unico L 36-48-60-72 | P 36-50 | H 48



P 150 Unico Rotondo Ø 41 | H 48



P 172 R1 L 36-48-60-72 | P 36-48 | H 48



P 154 Unico Argo L 72 | P 36 | H 48



P 166 Hole Ø 41 | H 48



P 188 Fonte L 80 | P 48 | H 50



P 188 Fonte Termoformato L 80 | P 48 | H 50



P 190 Fonte Totem L 80 | P 48 | H 50

A terra
Freestanding



P 150 Unico Rotondo Ø 41 | H 85



P 152 Unico L 36-50-60 | P 36-50 | H 85



P 154 Unico Argo L 72 | P 36 | H 85



P 166 Hole Ø 41 | H 85



P 188 Fonte L 48 | P 34 | H 90



P 190 Fonte Totem L 80 | P 48 | H 90



P 172 R1 L 36-48-60-72 | P 36-48 | H 85

Con cassetto / vano a giorno
Vanity unit



P 158 Unico Giorno L 48-60-72 | P 36-50 | H 48



P 160 Unico con cassetto | with drawer
L 48-60 | P 50 | H 85



P 160 Unico con cassetto | with drawer
L 48-60-72-96-120 | P 50 | H 36-48



P 162 Unico con 2 cassetti | with 2 drawers
L 144-192-240 | P 50 | H 36-48



P 164 Unico con cassetto | with drawer
L 96-120-144-168 | P 50 | H 36-48



P 188 Fonte L 80 | P 48 | H 50



P 192 Ergo_nomic L 72-96-120-144-192-216 |
P 50 | H 48

Unico Rotondo

Lavabo realizzato in Corian®
in tre altezze, appoggio,
sospeso, freestanding. Piletta
a filo in Corian®. Finitura setosa
opaca realizzata a mano.

Washbasin realized in Corian®
available in three different
heights. Recessed drain
plug in Corian® included.



Appoggio | Over counter



A terra | Freestanding



Sospeso | Wall hung



Dimensioni | Dimensions



H

appoggio |
over counter
Ø 41
H 16-36-48



H

sospeso |
wall hung
Ø 41
H 48



H

a terra |
freestanding
Ø 41
H 85

Posizione | Position



appoggio
over counter



sospeso
wall hung



a terra
freestanding



semincasso
semi-recessed

Materiali | Materials

Corian® (Matt)
Glacier White
Deep Nocturne

Scarico | Drain system



a parete
wall connection



a terra
floor connection

Rubinetteria | Faucet



Unico

Lavabo squadrato con angoli interni raggianti per facilitarne la pulizia, realizzato in tutti i colori Corian®. Disponibile nelle due versioni, con o senza miscelatore. Piletta sporgente in Corian®.

Squared washbasin made in Corian®, even colored, with rounded internal edges for an easier cleaning. Available in double version: with or without mixer support. Outstanding drain plug in Corian® included.



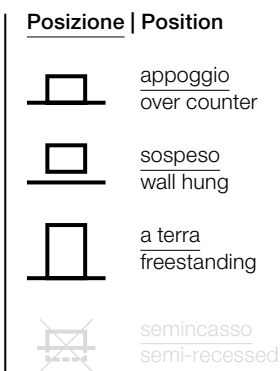
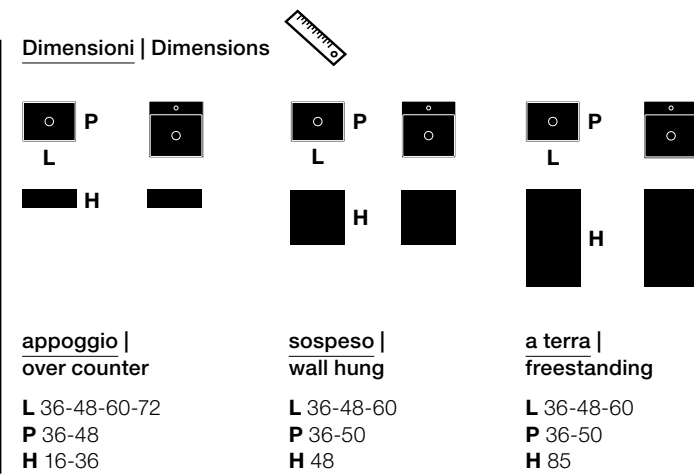
Appoggio | Over counter



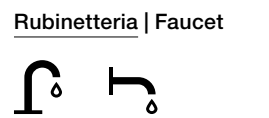
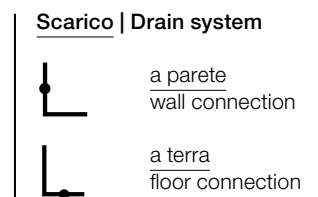
A terra | Freestanding



Sospeso | Wall hung



Materiali | Materials
 Corian® (Matt)
 tutti i colori | all colors available



Unico Argo

La forma a "L" del lavabo può accogliere il cassetto. Gli angoli interni del lavabo in Corian® con finitura setosa opaca realizzata a mano, sono raggiati. Piletta sporgente in Corian® inclusa.

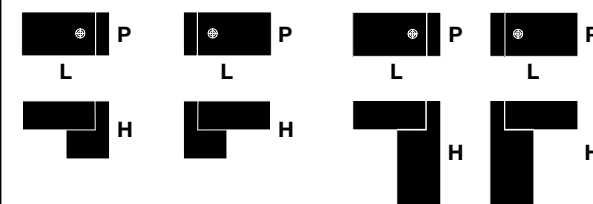
The "L" shape of this washbasin can perfectly match the drawer underneath. It is realized in Corian® and it has rounded edges inside for an easier cleaning. Outstanding Drain plug in Corian® included.



Sospeso | Wall hung

A terra | Freestanding

Dimensioni | Dimensions



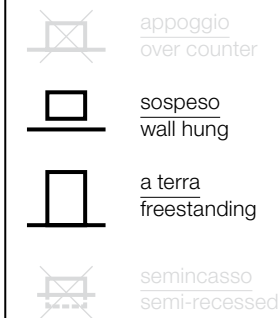
sospeso | wall hung

L 72
P 36
H 48

a terra | freestanding

L 72
P 36
H 85

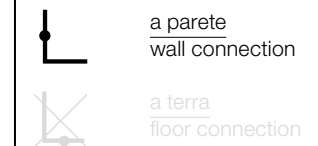
Posizione | Position



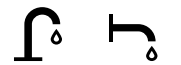
Materiali | Materials

Corian® (Matt)
Glacier White

Scarico | Drain system



Rubinetteria | Faucet



Lavamani

Small basin

Lavamani per piccoli spazi, realizzato in Corian® nei vari colori disponibili. Piletta sporgente in Corian®. Finitura setosa opaca realizzata a mano.

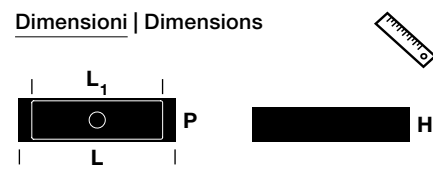
Small basin ideal for small spaces. It is realized in Corian®, available in different colors. Outstanding drain plug in Corian® included.



Sospeso | Wall hung



Dimensioni | Dimensions



L 40 (L₁ 24)
L 60 (L₁ 30)
L 72-96-120 (L₁ 50)

P 20
H 16

Posizione | Position



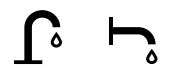
Materiali | Materials

Corian® (Matt)
tutti i colori | all colors available

Scarico | Drain system



Rubinetteria | Faucet



Unico Giorno

Lavabo squadrato con vano porta oggetti, l'interno del lavabo ha spigoli raggianti. Realizzato in tutti i colori Corian®, con finitura setosa opaca, levigata a mano.


Rectangular washbasin with open vanity unit. It is realized in Corian® and it has rounded edge inside for an easier cleaning.



Sospeso | Wall hung



Dimensioni | Dimensions



L 48-60-72
P 36-50
H 48

Posizione | Position



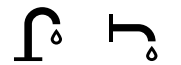
Materiali | Materials

Corian® (Matt)
tutti i colori | all colors available

Scarico | Drain system



Rubineria | Faucet



Unico con cassetto with drawer

Lavabo squadrato, semplice,
senza tempo. Ante in Corian®
o Hpl Polaris, apertura push-pull.
Realizzato in Corian® con finitura
setosa opaca realizzata a mano.

Squared, simple, evergreen.
The drawer front can be
in Corian® or Hpl Polaris.
It is made in Corian®, with
push-pull opening system.



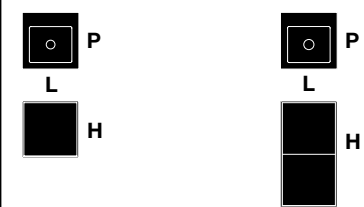
Sospeso | Wall hung



A terra | Freestanding



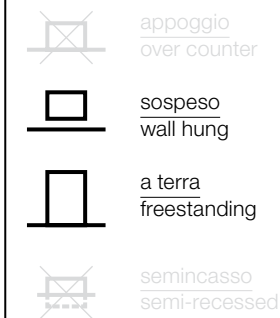
Dimensioni | Dimensions



sospeso |
wall hung
L 48-60-72-96-120
P 50
H 36-48

a terra |
freestanding
L 48-60
P 50
H 85

Posizione | Position



Materiali | Materials

Struttura | Structure
Corian® (Matt)
tutti i colori | all colors available

Frontale cassetto | Drawer front
Corian®
tutti i colori | all colors available
Hpl Polaris
tutti i colori | all colors available

Scarico | Drain system



Rubinetteria | Faucet



Unico con 2 cassetti with 2 drawers

Lavabo squadrato, semplice,
senza tempo. Ante in Corian®
o Hpl Polaris, apertura push-pull.
Realizzato in Corian® con finitura
setosa opaca realizzata a mano.

Squared, simple, evergreen.
The drawer front can
be in Corian® or Hpl Polaris.
It is made in Corian®, with
push-pull opening system.



Sospeso | Wall hung

Dimensioni | Dimensions



sospeso |
wall hung

L 144-192-240
P 50
H 36-48

Posizione | Position



appoggio
over counter



sospeso
wall hung



a terra
freestanding



semincasso
semi-recessed

Materiali | Materials

Struttura | Structure

Corian® (Matt)
tutti i colori | all colors available

Frontale cassetto | Drawer front

Corian®
tutti i colori | all colors available
Hpl Polaris
tutti i colori | all colors available

Scarico | Drain system



a parete
wall connection



a terra
floor connection

Rubinetteria | Faucet



Unico con cassetto e vano a giorno | with drawer and open element

Lavabo squadrato, semplice,
senza tempo. Ante in Corian®
o Hpl Polaris, apertura push-pull.
Realizzato in Corian® con finitura
setosa opaca realizzata a mano.

Squared, simple, evergreen.
The drawer front can
be in Corian® or Hpl Polaris.
It is made in Corian®, with
push-pull opening system.



Sospeso | Wall hung



Dimensioni | Dimensions



sospeso |
wall hung

L 96-120-144-168
P 50
H 36-48

Posizione | Position



appoggio
over counter



sospeso
wall hung



a terra
freestanding



semincasso
semi-recessed

Materiali | Materials

Struttura | Structure

Corian® (Matt)
tutti i colori | all colors available

Frontale cassetto | Drawer front

Corian®
tutti i colori | all colors available
Hpl Polaris
tutti i colori | all colors available

Scarico | Drain system



a parete
wall connection



a terra
floor connection

Rubinetteria | Faucet



Hole

La forma del lavabo Hole si ispira a quella degli antichi pozzi. Realizzato in Corian® bianco all'esterno e nero all'interno, ha la piletta nascosta dal doppio fondo in Corian® nero.

The shape of this basin is inspired by the ancient well, it is realized in Corian® white outside and black inside. Free drain hidden by the black Corian® tray included.



Semincasso | Semi-recessed

A terra | Freestanding



Sospeso | Wall hung

Dimensioni | Dimensions



semincasso |
semi-recessed
Ø 41
H 16



sospeso |
wall hung
Ø 41
H 48



a terra |
freestanding
Ø 41
H 85

Posizione | Position



appoggio
over counter



sospeso
wall hung



a terra
freestanding



semincasso
semi-recessed

Materiali | Materials

Esterno | Outside

Corian®
Glacier White

Interno | Inside

Corian®
Deep Nocturne

Scarico | Drain system



a parete
wall connection



a terra
floor connection

Rubineria | Faucet



Hammam

Lavabo in Korakril™ finitura setosa opaca realizzata a mano o in Gelcoat con finitura lucida, lucidata a mano, può avere il basamento dello stesso materiale del lavabo o in mattoncini in cotto abbinati al rivestimento Hamman.

Piletta a filo dello stesso materiale del lavabo.

This basin can be made in matt Korakril™ or glossy Gelcoat. Available with the basement of the same material or made in clay bricks. Korakril™ recessed drain plug included.



Appoggio, basamento in cotto | Over counter, clay base



Appoggio, basamento in cotto | Over counter, clay base

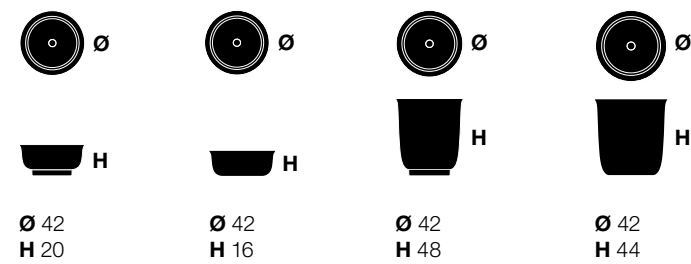


Appoggio con basamento | Over counter with base

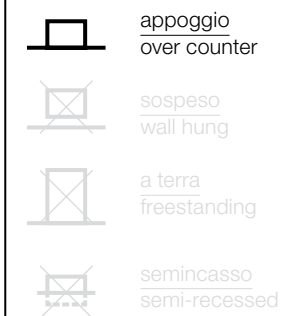


Appoggio, senza basamento | Over counter, without base

Dimensioni | Dimensions



Posizione | Position



Materiali | Materials

Lavabo | Washbasin

Korakril™ (Matt)
Pure White

Gelcoat (Glossy)
White

Basamento | Base

Korakril™
Gelcoat
Cotto | Clay bricks

Finitura esterna su Korakril™ | External finish on Korakril™
Laccato Soft Touch, argilla | Lacquered Soft Touch, clay

Scarico | Drain system



Rubinetteria | Faucet



Hammam

Lavabo in Korakril™ finitura
setosa opaca realizzata
a mano o Gelcoat con finitura
lucida, lucidatura a mano.
Piletta dello stesso materiale
del lavabo a filo.



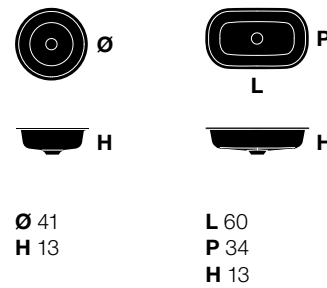
Semincasso | Semi-recessed

Washbasin made in matt
Korakril™ or glossy Gelcoat.
Korakril™ recessed Drain
plug included.



Semincasso | Semi-recessed

Dimensioni | Dimensions



Posizione | Position



Materiali | Materials

Korakril™ (Matt)
Pure White
Gelcoat (Glossy)
White

Scarico | Drain system



Rubinetteria | Faucet



Interno in Corian® ed esterno in Corian®, in marmo, in argilla o in Laminam, disponibile nelle due versioni con o senza miscelatore. Piletta in Corian® a filo.

The internal part of the basin is made in Corian® and the external part can be made in Corian®, marble, clay or Laminam.

It is available in two versions: with or without faucet support. Recessed drain plug in Corian® included.



Appoggio | Over counter



Appoggio | Over counter



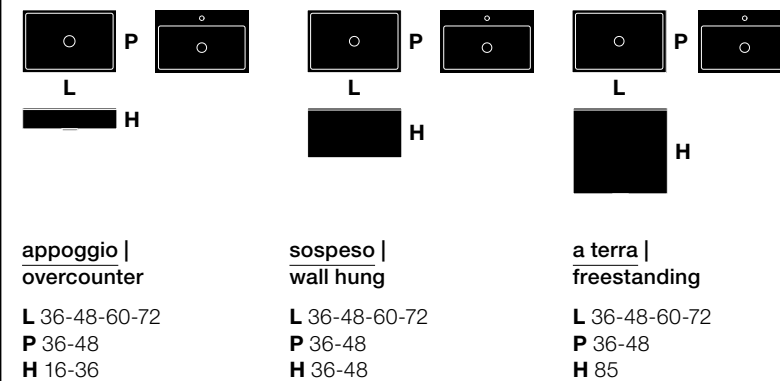
Sospeso | Wall hung



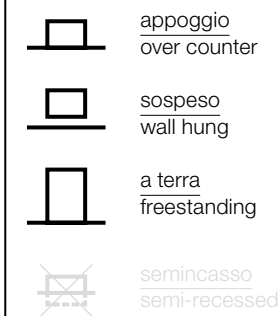
A terra | Freestanding



Dimensioni | Dimensions



Posizione | Position

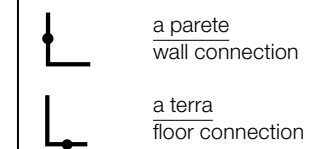


Materiali | Materials

Lavabo | Washbasin
Corian® (Matt)
tutti i colori | all colors available

Rivestimento | Panelling
Corian®
Marmo e granito | Marble and granite
Argilla | Clay
Laminam

Scarico | Drain system



Rubineria | Faucet



Catino

Lavabi con lati inclinati, disponibili in tre forme – rotonda, ovale o rettangolare – nella versione opaca in Korakril™ con finitura setosa opaca realizzata a mano o lucido in Gelcoat con finitura lucida, lucidatura realizzata a mano.

Le pilette sono dello stesso materiale del lavabo.

Inclined sides basin, available in three versions: round, oval and rectangular. It can be made in matt Korakril™ or glossy Gelcoat.

Outstanding drain plug made in the same material of the basin, included.



Appoggio | Over counter



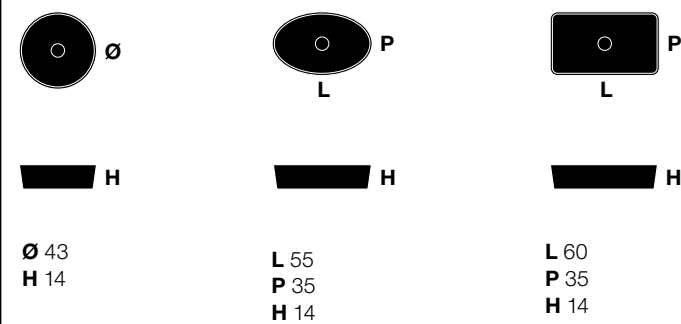
Appoggio | Over counter



Appoggio | Over counter



Dimensioni | Dimensions



Posizione | Position



Materiali | Materials

Korakril™ (Matt)
Pure White
Gelcoat (Glossy)
White

Scarico | Drain system



Rubinetteria | Faucet



Soave

Lavabo di grandi dimensioni,
ispirato al calice per il vino bianco,
realizzato in Korakril™ con finitura
setosa opaca realizzata a mano.
Piletta a filo in Korakril™.

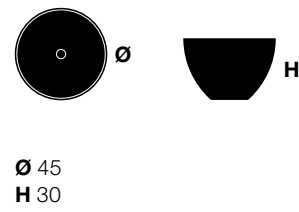
Big size basin inspired
by the white wine glass.
It is realized in Korakril™.
Recessed drain plug
made in Korakril™ included.



Appoggio | Over counter



Dimensioni | Dimensions



Posizione | Position



Materiali | Materials

Korakril™ (Matt)
Pure White

Scarico | Drain system



Rubinetteria | Faucet



Murano

Lavabo in vetro di Murano
bronzo o grigio in cui è racchiuso
tutto il fascino di un oggetto
realizzato come nel XII secolo.
Piletta lucida o satinata.

Basin made in Murano bronze
or grey glass. It brings back to
the charm of XIII century.
Outstanding drain plug
chrome or satin included.

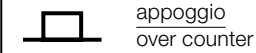


Dimensioni | Dimensions



Ø 42
H 20

Posizione | Position



appoggio
over counter



sospeso
wall hung



a terra
freestanding



semincasso
semi-recessed

Materiali | Materials

**Vetro di Murano artigianale |
Murano handmade glass**

Grigio | Grey
Bronzo | Bronze

Scarico | Drain system



a parete
wall connection



a terra
floor connection

Rubinetteria | Faucet



Japan

Lavabo realizzato in Korakril™ con finitura setosa opaca realizzata a mano o Cocciopesto con finitura opaca stesa a mano, disponibile in tre altezze.

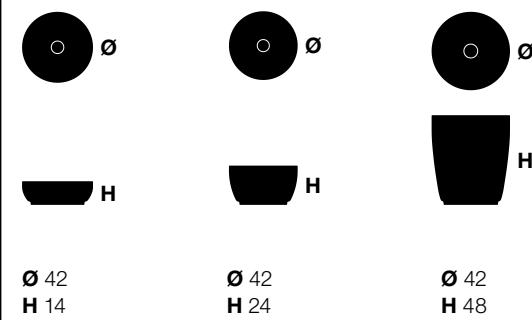
Le pilette sono dello stesso materiale del lavabo.

The basin can be realized in Korakril™ or Cocciopesto, a special handmade material. Available in three different heights.

Outstanding drain plug made in the same material of the basin, included.



Dimensioni | Dimensions



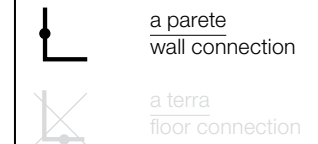
Posizione | Position



Materiali | Materials

Cocciopesto artigianale |
Handmade Cocciopesto
Sabbia
Grigiocielo
Korakril™ (Matt)
Pure White

Scarico | Drain system



Rubineria | Faucet



Culla

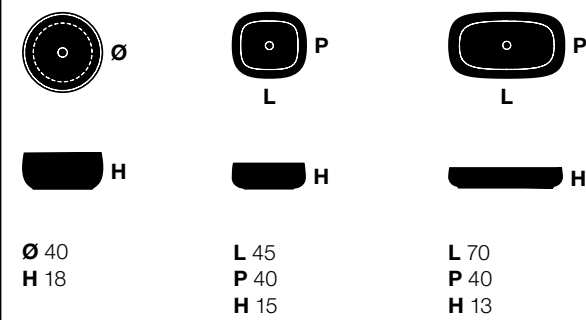
Lavabo dai bordi rastremati in tre forme: una rotonda e due rettangolari, realizzato in ceramica lucida, così come la piletta.

Basin with slim edge, available in three versions: one round and two rectangular made in glossy ceramic.

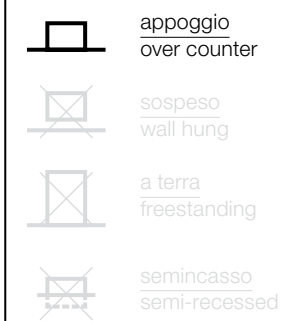
Outstanding drain plug in ceramic included.



Dimensioni | Dimensions



Posizione | Position



Materiali | Materials

Ceramica | Ceramic
Lucida | Glossy

Scarico | Drain system



Rubineria | Faucet



Pod

Lavabo in ceramica lucida
con piletta in ceramica.

Glossy ceramic basin,
with drain plug included.

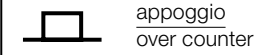


Dimensioni | Dimensions



Ø 45
H 15

Posizione | Position



appoggio
over counter



sospeso
wall hung



a terra
freestanding



semincasso
semi-recessed

Materiali | Materials

Ceramica | Ceramic
Lucida | Glossy

Scarico | Drain system



a parete
wall connection



a terra
floor connection

Rubinetteria | Faucet



Fonte

Lavabi dalle forme morbide, realizzati in Corian® e piletta a filo nel medesimo materiale.

Rounded shape basin, realized in Corian®. Recessed drain plug in Corian® included.



Dimensioni | Dimensions

L 48	L 80	L 48	L 80
P 34	P 48	P 34	P 48
H 16	H 16	H 50	H 50



Posizione | Position

- appoggio
over counter
- sospeso
wall hung
- a terra
freestanding
- semincasso
semi-recessed

Materiali | Materials

Corian® (Matt)
Glacier White

Scarico | Drain system

- a parete
wall connection
- a terra
floor connection

Rubinetteria | Faucet



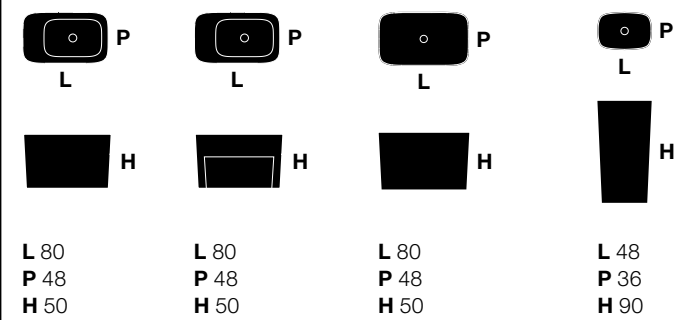
Fonte

Lavabi sospesi anche con cassetto apertura push-pull. Realizzati in Corian®, con piletta sporgente nel medesimo materiale.

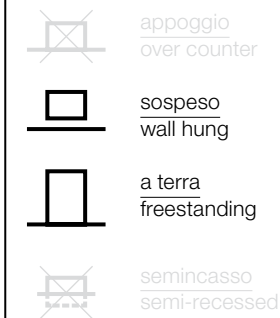
Corian® wall hung basin both with push-pull drawer and without. Outstanding drain plug in Corian® included.



Dimensioni | Dimensions



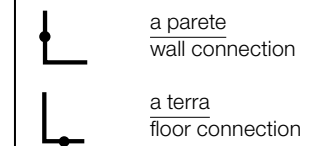
Posizione | Position



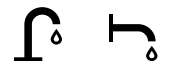
Materiali | Materials

Corian® (Matt)
Glacier White

Scarico | Drain system



Rubinetteria | Faucet



Fonte Totem

Lavabo a terra disponibile nella versione semplice, o con vassoi integrati per appoggiare gli oggetti a vista, si ispira alla cultura giapponese. Realizzato in Corian® con piletta nel medesimo materiale.

Corian® freestanding basin available with or without trays, inspired by the Japanese style, where every object is freely displayed. Recessed drain plug in Corian® included.



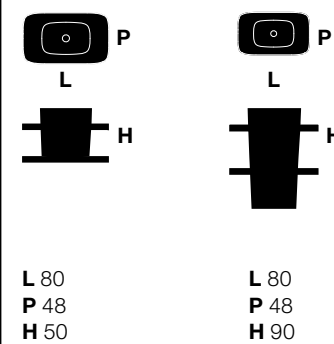
Sospeso | Wall hung



A terra | Freestanding



Dimensioni | Dimensions



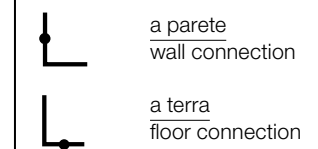
Posizione | Position



Materiali | Materials

Corian® (Matt)
Glacier White

Scarico | Drain system



Rubinetteria | Faucet



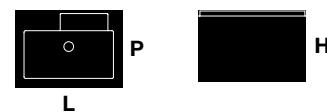
Ergo_nomic

Mobile realizzato interamente in Corian®, con lavabo integrato caratterizzato dalla tasca che accoglie la rubinetteria Ergo_nomic con pomolo in Corian®. I frontali sono disponibili in diverse finiture.

Furniture realized in Corian®, with integrated washbasin top and space for the integrated faucet Ergo_nomic with Corian® knobs. Frontal panels available in several finishes.



Dimensioni | Dimensions



L 72-96-120-144-192-216
P 50
H 48

Posizione | Position



Materiali | Materials

Struttura | Structure

Corian® (Matt)
 Glacier White

Frontale cassetto | Drawer front

Corian®
 Glacier White

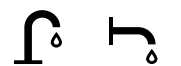
Noce canaletto | American walnut

Laccato | Lacquered
 Opaco | Matt
 Lucido | Glossy
 Soft Touch

Scarico | Drain system



Rubinetteria | Faucet



Lavabi Washbasins

Finiture Finishes

Corian® (Matt)



Glacier White




Silver Gray



Clay



Deep Nocturne




Bone

Korakril™ (Matt)



Pure White

Gelcoat (Glossy)



White

Marmo e granito | Marble and granite (Glossy, Matt)



Carrara



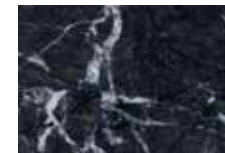
Nero Assoluto



Grigio Veneto



Emperador



Grigio Carnico

Finitura esterna in Laminam | Laminam external paneling



Pietra di Savoia
bocciardata
Antracite



Pietra di Savoia
bocciardata
Grigio



Pietra di Savoia
bocciardata
Avorio



Bianco Statuario matt



Nero Greco matt


Finitura esterna in argilla | Clay external Finishes



Grigio




Grafite



Vinaccia



Bianco




Beige



Tortora

Finitura esterna in laccato Soft Touch | Soft Touch external finishing



Nero




Fango



Grafite



Fango Luce



Beige Fresco



Beige

Lavabi Washbasins

Finiture Finishes

Vetro di Murano | Murano glass



grigio | grey

bronzo | bronze

Ceramica | Ceramic (Glossy)



Bianco

Cocciopesto



Sabbia

Grigiocielo

Hpl Polaris



Grigio Clair

Grigio Perle

Nero

Bianco

Grigio Moyen

Grigio Grafite

Legno | Wood



noce canaletto |
american walnut

Ante

Doors

Corian® (Matt)



Glacier White

Silver Gray

Clay

Deep Nocturne

Bone

Laccato opaco-lucido, Soft Touch® | Matt-glossy lacquered, Soft Touch®



Tortora

Nero

Fango

Grafite

Sabbia

Fango Luce

Rosa Fumo

Rosso Cupo

Melanzana

Grigio Luce

Beige Fresco

Bianco

Beige


Azzurro

Blu Desaturato

Grigio Muschio

**Cassettiere
e pensili**
**Drawer
units and wall
cabinets**

**Cassettiere in Corian®
Corian® drawer units**



P 200 Unico



P 202 Ergo_nomic

**Pensili in Corian®
Corian® wall cabinets**



P 204 Unico



P 208 Ergo_nomic

Unico

Cassettiere in Corian®

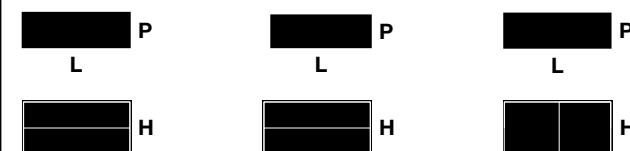
Corian® drawer units

Cassettiere sospese,
realizzate interamente in Corian®.
I frontali possono essere
nel medesimo materiale o in Hpl
Polaris, apertura push-pull.

Wall hung drawer units, realized
in Corian®. The drawer front can
be made in Corian® or Hpl Polaris,
with push-pull opening system.



Dimensioni | Dimensions



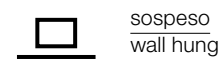
sospeso | wall hung

L 48-60-72-96-120
P 36-50
H 24-36-48

L 48-60-72-96-120
P 36-50
H 48

L 120-144-192
P 36-50
H 24-36-48

Posizione | Position



Materiali | Materials

Struttura | Structure

Corian®
tutti i colori | all colors available

Frontale cassetto | Drawer front

Corian®
tutti i colori | all colors available

Hpl Polaris
tutti i colori | all colors available

Ego_nomic

Cassettiere in Corian®

Corian® drawer units


Cassettiere sospese, realizzate interamente in Corian®. I frontali possono essere nel medesimo materiale, laccati o in legno noce canaletto. L'apertura avviene tramite la gola.



Wall hung drawer units, realized in Corian®. The drawer front can be made in Corian®, lacquered or in american walnut, with a grip recess opening system.




Dimensioni | Dimensions



sospeso 1 cassetto |
drawer wall hung unit

L 72-96-120
P 50
H 24



sospeso 2 cassetti |
double drawer wall hung unit

L 144-192
P 50
H 24



Posizione | Position



sospeso
wall hung

Materiali | Materials

Struttura | Structures

Corian®
Glacier White

Frontale cassetto | Drawer front

Corian®
Glacier White

Laccato | Lacquered

Lucido | Glossy
Opaco | Matt
Soft Touch

Noce canaletto | American walnut

Unico

Pensili in Corian®

Corian® wall cabinets

Pensili realizzati interamente in Corian®. I frontali possono essere nel medesimo materiale o in Hpl Polaris, apertura push-pull.



Wall cabinets, realized in Corian®. The front doors can be made in Corian® or Hpl Polaris, with push-pull opening system.



Dimensioni | Dimensions



anta battente |
hinged door

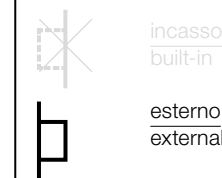
L 24-36
P 24-36
H 96-120-144-192

anta battente e vano a giorno |
hinged door and open element

L 48
P 24-36
H 96-120-144-192



Posizione | Position



incasso
built-in

esterno
external

Materiali | Materials

Struttura | Structure

Corian®
tutti i colori | all colors available

Ante | Doors

Corian®
tutti i colori | all colors available

Hpl Polaris

tutti i colori | all colors available

Unico a giorno

Pensili in Corian®

Corian® wall cabinets



Pensili a giorno in Corian®
anche ad incasso.

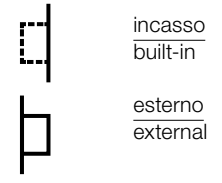
Wall open elements made
in Corian®, available also
the built-in version.



Dimensioni | Dimensions



Posizione | Position



Materiali | Materials

Corian®
tutti i colori | all colors available

Ergo_nomic

Pensili in Corian®

Corian® wall cabinets

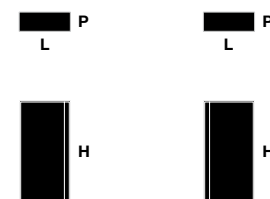
Pensili realizzati interamente in Corian® con ripiani in vetro, ante in Corian®, laccate oppure in legno noce canaletto. L'apertura avviene tramite la gola.



Wall open elements made in Corian® with glass shelves and front doors which can be realized in Corian®, lacquered or american walnut wood. They have a grip recessed opening system.



Dimensioni | Dimensions



L 24-48

P 18

H 72-96-120

H ripiani in vetro | glass shelves 8 mm

Posizione | Position



incasso
built-in



esterno
external

Materiali | Materials

Mobile | Cabinet

Corian®
Glacier White

Anta | Door

Corian®
Glacier White

Noce canaletto | American walnut

Laccato | Lacquered

Opaco | Matt
Lucido | Glossy
Soft Touch

Cassettiere e pensili

Drawer units and wall cabinets

Finiture Finishes

Corian® (Matt)



Glacier White

Silver Gray

Clay

Deep Nocturne

Bone

Ante

Doors

Corian® (Matt)



Glacier White

Silver Gray

Clay

Deep Nocturne

Bone

Hpl Polaris



Grigio Clair

Grigio Perle

Nero

Bianco

Grigio Moyen

Grigio Grafite

Legno | Wood



noce canaletto |
american walnut

Laccato opaco, Soft Touch® | Matt lacquered, Soft Touch®



Tortora

Nero

Fango

Grafite

Sabbia

Fango Luce



Rosa Fumo

Rosso Cupo

Melanzana

Grigio Luce

Beige Fresco

Bianco



Beige

Azzurro


Blu Desaturo

Grigio Muschio

Specchiere Mirrors



P 216 Filolucido



P 217 Filolucido con illuminazione | with light



P 224 Fonte con mensola | with shelf



P 225 Esperanto con Appendici | with hooks



P 218 Filolucido con mensola | with shelf



P 219 Filolucido



P 226 Esperanto con Appendici Girevole | turning with hooks



P 227 Esperanto Girevole




P 220 Filolucido con mensola | with shelf



P 221 Rettangolo



P 228 Brame



P 229 Brame



P 222 Esperanto



P 223 Fonte con mensola | with shelf



P 230 Moode




P 231 Hamam

Contentive
Mirrored cabinets



P 232 Girevole | Turning




P 233 Rettangolo



P 234 R1

Contentive incasso
Built-in mirrored cabinets



P 233 Rettangolo



P 235 R1

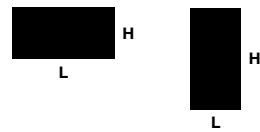
Filolucido

Specchiera con bordi a Filolucido, senza telaio perimetrale. È possibile applicare le lampade.

Polished edge mirror, without frame.



Dimensioni | Dimensions



orizzontale | horizontal

L 72-96-120-144-192
H 48-60-72-96-120

verticale | vertical

L 36-48-60-72-96
H 72-96-120-144-192

Illuminazione | Lighting




lampade applicabili
available spotlight
to match

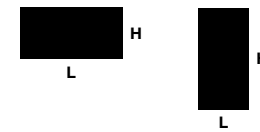
Filolucido con illuminazione with light

Specchiera con bordi a Filolucido, senza telaio perimetrale. L'illuminazione posteriore sui quattro lati è a Led.

Polished edge mirror, without frame. It has a rear integrated light all around.



Dimensioni | Dimensions



orizzontale | horizontal

L 72-96-120-144-192
H 60-72-96-120

verticale | vertical

L 36-48-60-72-96
H 72-96-120-144-192

Illuminazione | Lighting



perimetrale
included

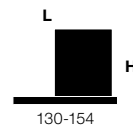
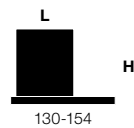
Filolucido con mensola with shelf

Specchiera con bordi a Filolucido,
senza telaio perimetrale.
Nella parte inferiore
la mensola è in acciaio rivestita
in diversi materiali. È possibile
applicare le lampade.

Polished edge mirror,
without frame. It has a lower
stainless steel shelf,
covered by different materials.
Available spotlight to match.



Dimensioni | Dimensions



portasalviette | with towel rail

L 36-48-60-72-96-120-144
H 72-96

L 36-48-60-72
H 72-96

Illuminazione | Lighting



lampade applicabili
available spotlight
to match

Materiali | Materials

Corian®
tutti i colori | all colors available

Marmo | Marble

Argilla | Clay


Laccato | Lacquered

Ecomalta

Filolucido

Specchiera con bordi a Filolucido,
senza telaio perimetrale.

Polished edge mirror,
without frame.



Dimensioni | Dimensions



Ø 40-70

Illuminazione | Lighting



lampade applicabili
available spotlight
to match

Filolucido con mensola with shelf



Specchiera con bordi a Filolucido, senza telaio perimetrale. Nella parte inferiore la mensola in acciaio è rivestita in diversi materiali.

Polished edge mirror, without frame. It has a lower stainless steel shelf, covered by different materials.



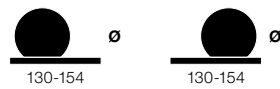
Rettangolo

Specchiera con cornice in Corian®.

Mirror with Corian® frame.



Dimensioni | Dimensions



Ø 80

con o senza portasalviette
with or without towel rail

Illuminazione | Lighting



lampade applicabili
available spotlight
to match

Materiali | Materials

Corian®
tutti i colori | all colors available

Marmo | Marble

Argilla | Clay

Laccato | Lacquered

Ecomalta

Dimensioni | Dimensions



orizzontale | horizontal

L 72-96-120-144-192

H 48-60-72-96

verticale | vertical

L 48-60-72-96

H 72-96-120-144-192

Illuminazione | Lighting



lampade applicabili
available spotlight
to match

Materiali | Materials

Corian®
tutti i colori | all colors available

Esperanto

Specchiera con cornice in Corian®, disponibile in tutti i colori a listino.

Mirror with Corian® frame, available in all colors indicated on price list.



Dimensioni | Dimensions



orizzontale horizontal	verticale vertical
LxH	LxH
97x34	34x97
97x49	49x97
121x49	49x121
193x49	49x193

Illuminazione | Lighting



lampade applicabili
available spotlight
to match

Materiali | Materials

Corian®
tutti i colori | all colors available

Fonte con mensola with shelf

Specchiera in Corian® dove la cornice diventa una pratica mensola.

Mirror with Corian® special frame that can be used as a practical shelf.



Dimensioni | Dimensions



LxH
48x33
80x48
120x48
192x48

Illuminazione | Lighting



lampade applicabili
available spotlight
to match

Materiali | Materials

Corian®
Glacier White

Fonte con mensola with shelf



Specchiera realizzata in Corian®, con specchio collocato a destra o sinistra.

Left or right mirror realized in Corian®, with double shelf.



Esperanto con appendici with hooks

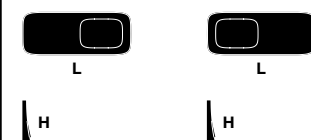


Specchiera in Corian®, le appendici sono utili per appendere le salviette, bracciali, collane.

Mirror with Corian® frame and hooks ideal to hang up towels, bracelets or necklaces.



Dimensioni | Dimensions



L 80-120-192
H 48
P 9

Illuminazione | Lighting

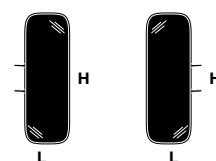


lampade applicabili
available spotlight
to match

Materiali | Materials

Corian®
Glacier White

Dimensioni | Dimensions



LxH
34x97
49x97
49x121
49x193

Illuminazione | Lighting



lampade applicabili
available spotlight
to match

Materiali | Materials

Corian®
tutti i colori | all colors available

Esperanto

con appendici, girevole

turning with hooks

Specchiera girevole in Corian®, le appendici sono utili per appendere salviette, bracciali, collane.

Turning mirror with Corian® frame and hooks ideal to hang up towels, bracelets or necklaces.



Esperanto

girevole

turning

Specchiera girevole in Corian®.

Turning mirror with Corian® frame.



Dimensioni | Dimensions



L 34
H 107

Illuminazione | Lighting



lampade applicabili
available spotlight
to match

Materiali | Materials

Corian®
tutti i colori | all colors available

226

Esperanto

Specchiere

Dimensioni | Dimensions



L 34
H 107

Illuminazione | Lighting



lampade applicabili
available spotlight
to match

Materiali | Materials

Corian®
tutti i colori | all colors available

227

Mirrors

Esperanto

Brame

Specchiera con cornice in vetro specchiato, color bronzo o grigio da abbinare ai lavabi Murano, ai pensili in vetro o ai toni caldi o freddi dei mobili.

Mirror with bronze or grey glass frame to combine with Murano basins, glass wall cabinets, matching warm or cold tones of the furniture.



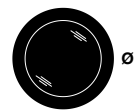
Brame

Specchiera con cornice in vetro specchiato, color bronzo o grigio da abbinare ai lavabi Murano, ai pensili in vetro o ai toni caldi o freddi dei mobili.

Mirror with bronze or grey glass frame to combine with Murano basins, glass wall cabinets, matching warm or cold tones of the furniture.



Dimensioni | Dimensions



Ø 80

Illuminazione | Lighting

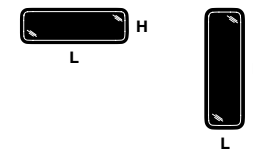


lampade applicabili
available spotlight
to match

Materiali | Materials

Cornice a specchio | Glass frame
Bronzo | Bronze
Grigio | Grey

Dimensioni | Dimensions



orizzontale | horizontal

L 96-144

H 48

verticale | vertical

L 48

H 96-144

Illuminazione | Lighting



lampade applicabili
available spotlight
to match

Materiali | Materials

Cornice a specchio | Glass frame
Bronzo | Bronze
Grigio | Grey

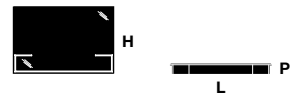
Moode

Specchiera con mensola
in vetro bronzo o grigio.

Mirror with bronze or grey shelf.



Dimensioni | Dimensions



L 96-120
H 80
P 12

Illuminazione | Lighting



lampade applicabili |
available spotlight
to match

Materiali | Materials

Mensola in vetro | Glass shelf
Bronzo | Bronze
Grigio | Grey

230

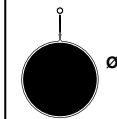
Hammam

Specchiera con cornice
in Corian®, appesa al perno
con cavo in acciaio inox.

Mirror with Corian® frame
hang to a pivot from a stainless
steel cable.



Dimensioni | Dimensions



Ø 41-71

Illuminazione | Lighting



lampade applicabili |
available spotlight
to match

Materiali | Materials

Corian®
Glacier White

231

Moode

Specchiere

Mirrors

Hammam

Contentiva Girevole

Turning mirrored cabinet

Specchiera in Corian® pensata per i piccoli spazi, ruota sul perno e sul retro permette di contenere oggetti, saponi, creme, profumi.

Corian® mirror perfect for the smaller spaces. The mirror turns and becomes a functional compartment to hold objects, soaps, skin creams and perfumes.



Rettangolo Contentiva

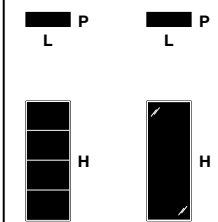
Rectangular mirrored cabinet

Specchiera in Corian® con ante a specchio, disponibile anche ad incasso a parete.

Corian® cabinet with mirrored doors, to hang up or built-in the wall.



Dimensioni | Dimensions



L 36
H 96
P 12

Illuminazione | Lighting



lampade applicabili
available spotlight
to match

Materiali | Materials

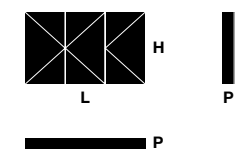
Corian®
tutti i colori | all colors available

232

Contentiva

Specchiere

Dimensioni | Dimensions



L 48-72-96-120-144
H 72-96
P 13

Illuminazione | Lighting



lampade applicabili
solo per versione
esterna | spotlight
to match available
only for wall hung
version

233

Materiali | Materials

Corian®
tutti i colori | all colors available

Posizione | Position



esterna
wall hung



incasso
built-in

Mirrors

Mirrored cabinet

Contentiva R1

R1 mirrored cabinet

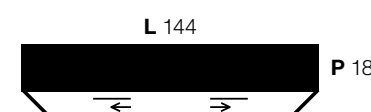

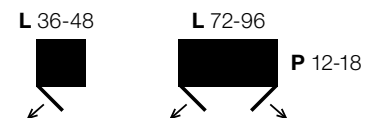
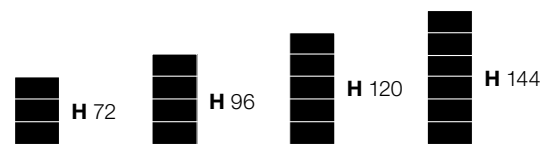
Specchiera contentiva R1,
accessoriabile con illuminazione,
prese elettriche e portaphon.

R1 wall cabinet with
mirrored doors, equipped
with light, electrical sockets
and hairdryer support.

Accessoriata | Equipped



Dimensioni | Dimensions



Versione accessoriata | Equipped version

specchiera accessoriata
con prese elettriche,
e portaphon | mirrored cabinet
equipped with electrical outlet
and hairdryer support



disponibile per entrambe
le versioni | available for both
versions

Materiali | Materials

Scocca | Structure

Laminato | Laminate
Grigio | Grey

**Esterno personalizzabile |
Externally customizable**

Laccato | Lacquered
Opaco | Matt

Argilla | Clay

Illuminazione | Lighting



lampade applicabili
solo per versione
esterna | spotlight
to match available
only for wall hung
version

Posizione | Position



esterna
wall hung



incasso
built-in

Specchiere Mirrors

Finiture Finishes

Corian® (Matt)



Glacier White




Silver Gray



Clay



Deep Nocturne



Bone

Vetro di Murano | Murano glass



grigio | grey



bronzo | bronze

Marmo e granito | Marble and granite (Glossy, Matt)



Carrara




Nero Assoluto



Grigio Veneto




Emperador




Grigio Carnico


Laccato opaco | Matt lacquered



Tortora




Nero




Fango




Grafite



Sabbia



Fango Luce




Rosa Fumo




Rosso Cupo



Melanzana



Grigio Luce




Beige Fresco



Bianco




Beige



Azzurro



Blu Desaturo



Grigio Muschio

Argilla | Clay



Grigio



Grafite



Vinaccia



Bianco



Beige



Tortora

Ecomalta



Grafite




Beige Scuro



Beige Chiaro



Beige Creta



Grigio Neutro

illuminazione Lighting

Per specchiera For mirrors



P 240 Metrolineare



P 241 Square



P 242 Circle



P 243 Bar



P 244 Stick



P 245 Stem

A parete Wall hung



P 246 Arm.



P 248 Arm.2 Mini



P 250 Bool



P 242 Circle



P 247 Arm.2



P 249 Cycle



P 241 Square

A sospensione Suspended



P 251 Bool



P 252 Arm.2

Per specchiera For mirrors Metrolineare

Lampada in metallo disponibile in tre colori: cromo, bianco e nero. Illuminazione persona e persona+ambiente. Nella versione persona+ambiente la lampada illumina la stanza da bagno.

Metal light available in three colors: chrome, white and black. Bidirectional light to light up both the person and the space.



Dimensioni | Dimensions



L 72-96-120-144-168-192
SP 3
P 2

Materiali | Materials

Metallo | Metal
Bianco | White
Nero | Black
Cromo | Chrome

Tensione alimentatore | Power supply voltage

230V

Lampadina | Light bulb

L 72 Led 14W
L 96 Led 19W
L 120 Led 24W
L 144 Led 28W
L 168 Led 33W
L 192 Led 38W

3000K

A parete – Specchiera For mirrors and wall hung Square

Lampada in metallo disponibile in due colori e due versioni, da parete o da specchiera, da collegare all'interruttore domestico.

Metal light available in two colors, to be connected to the switch. It can be installed on a mirror or wall mounted.



Dimensioni | Dimensions



L 12
SP 2
P 6-3

Materiali | Materials

Metallo | Metal
Bianco | White
Nero | Black

Tensione alimentatore | Power supply voltage

230V

Lampadina | Light bulb

Led 9W
3000K

A parete – Specchiera

For mirrors and wall hung

Circle

Lampada in metallo disponibile in due colori e due versioni, da parete o da specchiera, da collegare all'interruttore domestico. È orientabile in tutte le direzioni.

Adjustable metal light available in two colors, to be connected to the switch. It can be installed on a mirror or wall mounted.



Per specchiera

For mirrors

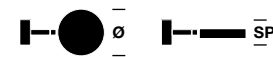
Bar

Lampada a Led da 5W per specchiera, realizzata in policarbonato opale, da collegare all'interruttore domestico.

5W Led light for mirror, realized in opal polycarbonate finishing to be connected to the switch.



Dimensioni | Dimensions



SP 1,6
Ø 12

Materiali | Materials

Metacrilato | Methacrylate
Bianco | White
Nero | Black

Tensione alimentatore | Power supply voltage

230V

Lampadina | Light bulb

Led 9W
3000K

Dimensioni | Dimensions



L 30-60
SP 1
P 6

Materiali | Materials

Policarbonato opale | Opal polycarbonate

Tensione alimentatore | Power supply voltage

230V

Lampadina | Light bulb

L 30 Led 3W
L 60 Led 10W
4000K

Per specchiera

For mirrors

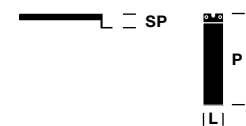
Stick

Lampada a Led da 5W per specchiera, realizzata in policarbonato opale, da collegare all'interruttore domestico.

5W Led light for mirror, realized in opal polycarbonate finishes to be connected to the switch.



Dimensioni | Dimensions



L 3
SP 2
P 12

Materiali | Materials

Policarbonato opale | Opal polycarbonate

Tensione alimentatore | Power supply voltage

230V

Lampadina | Light bulb

3,5W Led
4000K

Per specchiera

For mirrors

Stem

Lampada a Led da 5W per specchiera, disponibile in finitura cromo, da collegare all'interruttore domestico.

5W Led light for mirror, available in chrome finishes to be connected to the switch.



Dimensioni | Dimensions



L 3
SP 2
P 17

Materiali | Materials

Metallo | Metal
Cromo | Chrome

Tensione alimentatore | Power supply voltage

230V

Lampadina | Light bulb

Led 3W
4000K

A parete Wall hung Arm

Lampada con braccio
metallico snodato e diffusore
in vetro, da collegare
all'interruttore domestico.
Disponibile in due colori.

Glass light with metal articulated
arm, available in two colors,
to be connected to the switch.



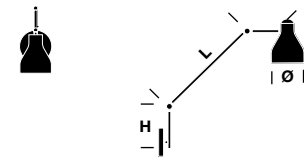
A parete Wall hung Arm.2

Lampada con braccio
metallico snodato e diffusore
in vetro, da collegare
all'interruttore domestico.
Disponibile in due colori.

Glass light with metal articulated
arm, available in two colors,
to be connected to the switch.



Dimensioni | Dimensions



L 39
H 16
Ø 14

Materiali | Materials

Metallo | Metal
Bianco | White
Nero | Black

Vetro | Glass
Bianco | White
Nero | Black

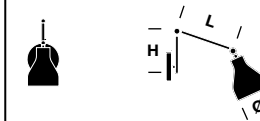
Tensione alimentatore | Power supply voltage

230V

Lampadina | Light bulb

E14 28W alogen | halogen

Dimensioni | Dimensions



L 20
H 16
Ø 14

Materiali | Materials

Metallo | Metal
Bianco | White
Nero | Black

Vetro | Glass
Bianco | White
Nero | Black

Tensione alimentatore | Power supply voltage

230V

Lampadina | Light bulb

E27 28W alogen | halogen

A parete

Wall hung

Arm.2 Mini

Lampada con braccio metallico snodato e diffusore in vetro, disponibile in due colori, da collegare all'interruttore domestico.

Glass light with metal articulated arm, available in two colors, to be connected to the switch.



A parete

Wall hung

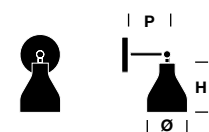
Cycle

Lampada a Led disponibile in due colori e in finitura inox spazzolato, da collegare all'interruttore domestico.

Led light available in two colors or brushed stainless steel, to be connected to the switch.



Dimensioni | Dimensions



P 15
H 16
Ø 14

Materiali | Materials

Metallo | Metal
Bianco | White
Nero | Black

Vetro | Glass
Bianco | White
Nero | Black

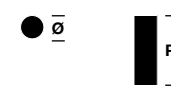
Tensione alimentatore | Power supply voltage

280V

Lampadina | Light bulb

E27 28W alogen | halogen

Dimensioni | Dimensions



P 18
Ø 6

Materiali | Materials

Laccato | Lacquered
Bianco | White
Nero | Black

Inox | Steel
spazzolato | Brushed

Tensione alimentatore | Power supply voltage

230V

Lampadina | Light bulb

E14 11W
fluorescenza compatta |
fluorecence

Led 9W
3000K

A parete

Wall hung

Bool

Lampada alogena con supporto, disponibile in due colori, da collegare all'interruttore domestico.

Halogen light available in two colors, to be connected to the switch.



A sospensione

Suspended

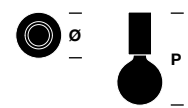
Bool

Lampada alogena con supporto, disponibile in due colori, da collegare all'interruttore domestico.

Halogen light available in two colors, to be connected to the switch.



Dimensioni | Dimensions



P 11
Ø 6

Materiali | Materials

Laccato | Lacquered
Bianco | White
Nero | Black

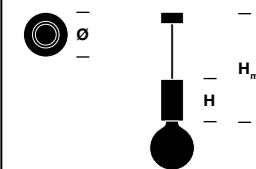
Tensione alimentatore | Power supply voltage

230V

Lampadina | Light bulb

E27 28W alogen | halogen

Dimensioni | Dimensions



H 11
H_{max} 300
Ø 6

Materiali | Materials

Laccato | Lacquered
Bianco | White
Nero | Black

Tensione alimentatore | Power supply voltage

230V

Lampadina | Light bulb

E27 28W alogen | halogen

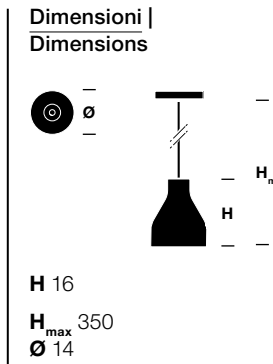
A sospensione

Suspended

Arm.2

Lampada alogena
con supporto, disponibile
in due colori, da collegare
all'interruttore domestico.

Halogen light available
in two colors, to be
connected to the switch.



Materiali | Materials

Laccato | Lacquered
Bianco | White
Nero | Black

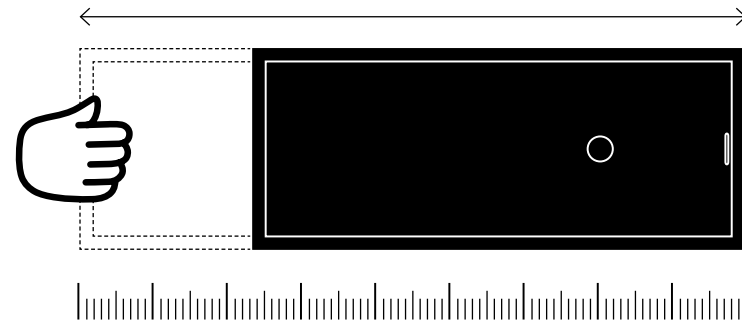
Tensione alimentatore | Power supply voltage

230V

Lampadina | Light bulb

E27 28W alogena | halogen

Vasche Bathtubs



Le vasche da bagno in Corian® – primo Solid Surface al mondo, presente sul mercato da oltre 50 anni – sono opache e setose al tatto. Vengono realizzate a mano partendo dalla lastra; questa lavorazione permette di poter modificare misure e angoli rispetto alla versione standard senza che i tempi di consegna subiscano delle variazioni. I modelli di grandi dimensioni, nel caso in cui ci siano delle difficoltà di accesso in abitazione, possono essere realizzati in più segmenti che vengono saldati in loco dai tecnici di Rexa Design. Le vasche possono essere opzionate di impianti airpool, idromassaggio e cromoterapia.

Le vasche da bagno in Korakril™ e Korakril™ Blend – il Korakril™ è un Solid Surface acrilico puro al 100%, la versione Blend contiene una bassissima percentuale di poliestere – sono opache e setose al tatto, vengono realizzate per colatura dentro degli appositi stampi utilizzati solitamente per ottenere forme morbide e ovoidali con spessori sottili. Non è possibile modificarne il profilo e le dimensioni a catalogo, ad eccezione della realizzazione di stampi ad hoc. Le vasche che hanno sagome morbide possono essere verniciate esternamente con laccatura Soft Touch, speciale trattamento che segue le dilatazioni del volume quando vengono riempite di acqua calda, o con argilla stesa a mano. Le vasche possono essere opzionate di impianti airpool, idromassaggio e cromoterapia.

Le vasche in Gelcoat si presentano lucide come il materiale ceramico, su richiesta è possibile ottenere la superficie opaca, e vengono realizzate per colatura dentro appositi stampi. Il Gelcoat è lo strato di finitura esterna, una vernice densa con spessore di oltre 1 mm che viene applicata sullo stampo prima della colatura, rimanendo poi fissata alla vasca una volta aperto lo stampo. Forme e dimensioni differenti dallo standard possono essere realizzate costruendo uno stampo su misura.

The bathtubs made in Corian® – first Solid Surface material ever, present on the market since 50 years – are matt and soft to the touch. They are handmade, starting from Corian® sheets, this manufacturing system allow us to modify measures and corners without extending delivery terms. The big bespoke bathtubs can be also realized in several parts to avoid problem of delivery and access to customer's house and assembled by Rexa Design specialist. The bathtubs are available with airpool, whirlpool and chrome therapy system.

The bathtubs made in Korakril™ and Korakril™ Blend, are matt and soft to the touch, they are realized dripping the material into moulds to obtain mainly rounded edge and ovoid shapes with thin thickness. In this case, dimensions and aspect can't be modified expect by the realization of a bespoke mould. The bathtubs with rounded edges can be externally lacquered with Soft Touch paint, special treatment that follows the bathtubs dilatation when filled with warm water, or coated with clay. Some bathtubs are available with airpool, whirlpool and chrome therapy system.

The bathtubs made in Gelcoat are glossy like ceramic, the matt version only on demand and they are realized with a mould. Gelcoat is the external coating, a dense and thick varnish (over then 1 mm) which is apply in the mould before dripping. Other shapes and dimensions can be realized only with bespoke mould.

Vasche Bathtubs

Squadrate Squared



P 262 Ergo_nomic




P 264 R1




P 266 R1 Pannellabile | with panels



P 272 Unico




P 276 Unico Giorno



P 278 Unico Pannellabile | with panels



P 280 Unico Libro



P 300 Modulo accanto vasca | Unit for bathtub

Morbide Rounded



P 288 Boma



P 290 Fonte



P 292 Hammam



P 294 Hole



P 294 Hole XL



P 268 R1 ovale | Oval




P 298 Egg

Vasche Bathtubs

Mini




P 294 Hole XS




P 274 Unico Mini

Vascadoccia Bathtub-shower



P 286 Unico




P 286 Unico semincasso | semi-recessed

Maxi



P 296 Hole Rotonda



P 282 Unico



P 284 Unico Rotonda



P 270 R1

Vasche Bathtubs


Incasso / Semincasso Recessed / Semi-recessed



P 272 Unico incasso



P 272 Unico semincasso




P 282 Unico Maxi incasso



P 270 R1 Maxi incasso




P 284 Unico Rotonda Maxi




P 262 Ergo_nomic incasso



P 262 Ergo_nomic semincasso



P 264 R1 incasso



P 264 R1 semincasso


Ergo_nomic

I miscelatori integrati contraddistinguono la vasca Ergo_nomic. Realizzata in Corian®, può essere accessoriata con airpool, idromassaggio e cromoterapia.


The integrated faucet in Corian® characterize the Ergo_nomic bathtub. It can be equipped with airpool, whirlpool and chrome therapy systems.



Arredo | Over floor



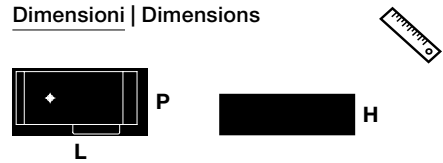
Semincasso | Semi-recessed



Incasso | Recessed



Dimensioni | Dimensions



L 180-190
P 80-90
H arredo | over floor 55
H semincasso | semi-recessed 25 (25+30)

Posizione | Position



a parete
wall
centro stanza
freestanding
ad angolo
corner
nicchia
niche

Installazione | Installation



arredo
over floor
semincasso
semi-recessed
incasso
recessed

Materiali | Materials

Corian® (Matt)
Glacier White

Lati pannellabili | Covering side option



Optional



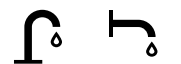
Pozzetto | Overflow well installation



Bocca di erogazione | Integrated water filler



Rubinetteria | Faucet



R1

Vasca dalla forma squadrata che si contrappone alle linee morbide delle superficie interna, caratterizzata da angoli arrotondati, tutto in Corian®, anche colorato.

Squared shapes and round edges inside made in Corian®, even colored.



Arredo | Over floor



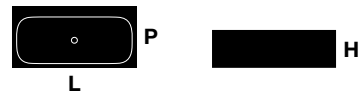
Semincasso | Semi-recessed



Incasso | Recessed



Dimensioni | Dimensions



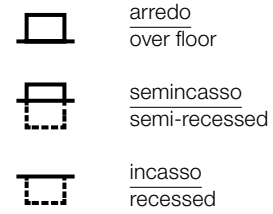
L 180-190
P 80-90

H **arredo | over floor** 55
H **semincasso | semi-recessed** 25 (25+30)

Posizione | Position



Installazione | Installation



Materiali | Materials

Corian® (Matt)
Glacier White
Deep Nocturne

Lati pannellabili | Covering side option



Optional



Pozzetto | Overflow well installation



Bocca di erogazione | Integrated water filler



Rubineria | Faucet



R1 pannellabile with panels



Arredo | Over floor

La vasca è caratterizzata da una superficie interna con angoli smussati e linee morbide, disponibile anche lungo parete e ad angolo. Realizzata in Corian®, anche colorato, personalizzabile esternamente con pannelli nel medesimo

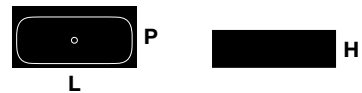
materiale o in argilla stesa a mano, marmo o Laminam. Può essere accessoriata con airpool, idromassaggio e cromoterapia.

Characterized by rounded internal edges, is available in wall or corner versions. Realized in Corian® even colored and customizable

with Corian®, clay, marble or Laminam external panels. It can be equipped with airpool, whirlpool and chrome therapy system.



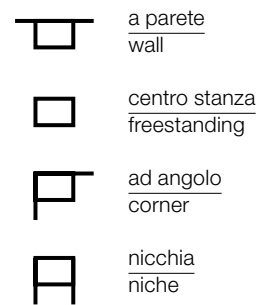
Dimensioni | Dimensions



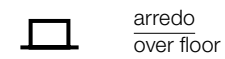
L 180-190
P 80-90

H arredo | over floor 55

Posizione | Position



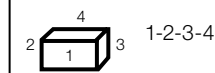
Installazione | Installation



Materiali | Materials

Corian® (Matt)
Glacier White
Deep Nocturne

Lati pannellabili | Covering side option



Marmo | Marble
(Matt, Glossy)

Argilla | Clay

Laminam

con finiture Rexa
Design o fornite
dal cliente | with
Rexa Design finishes
or provided by
the client

Optional



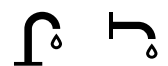
Pozzetto | Overflow
well installation



Bocca di erogazione |
Integrated water filler



Rubineria | Faucet



R1 ovale oval

Vasca dalla forma morbida disponibile anche lungo parete e ad angolo. Realizzata in Corian®, anche colorato, personalizzabile esternamente con laccatura

Soft Touch o argilla spalmata a mano. Può essere accessoriata con airpool, idromassaggio e cromoterapia.

Characterized by rounded internal edges, is available in wall or corner versions. It is realized in Corian® even colored and it can be customized

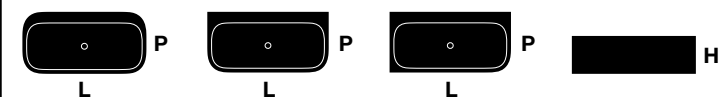
with external Soft Touch lacquer or clay coating. It can be equipped with airpool, whirlpool, chrome therapy systems.



Arredo | Over floor

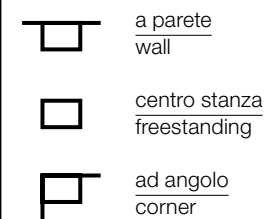


Dimensioni | Dimensions

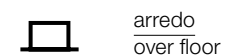


L 180	L 180	L 180-190
P 80-90	P 80-90	P 80-90
H 55	H 55	H 55

Posizione | Position



Installazione | Installation



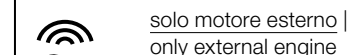
Materiali | Materials

Corian® (Matt)
Glacier White
Deep Nocturne

Finiture esterno | External Finishes

Laccato Soft Touch | Soft Touch lacquered
Argilla | Clay

Optional



Pozzetto | Overflow well installation



Bocca di erogazione | Integrated water filler



Rubineria | Faucet



R1 Maxi

Versione Maxi della vasca R1, ideale anche per due persone. Realizzata in Corian®, può essere accessoriata con airpool, idromassaggio e cromoterapia.

R1 Maxi bathtub, perfect for two persons, is realized in Corian® and it can be equipped with airpool, whirlpool and chrome therapy systems.

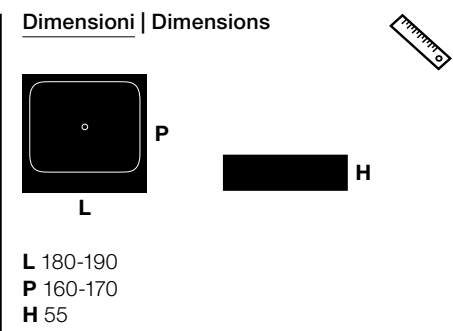


Arredo | Over floor

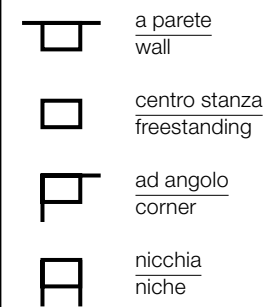
Incasso | Recessed



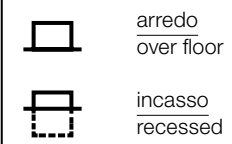
Dimensioni | Dimensions



Posizione | Position



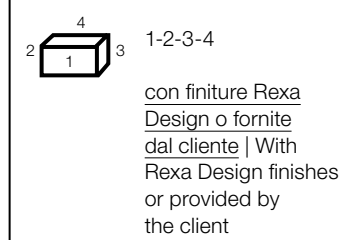
Installazione | Installation



Materiali | Materials

Corian® (Matt)
Glacier White

Lati pannellabili | Covering side option



Optional



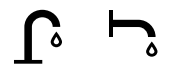
Pozzetto | Overflow well installation



Bocca di erogazione | Integrated water filler



Rubineria | Faucet




Unico

Una geometria nitida definisce il volume della vasca Unico Squadrata, in Corian® con finitura setosa opaca realizzata a mano.

Può essere accessoriata con airpool, idromassaggio e cromoterapia.

Simple geometrical shapes characterize the Unico bathtub made in Corian®.

It can be equipped with airpool, whirlpool and chrome therapy systems.



Arredo | Over floor

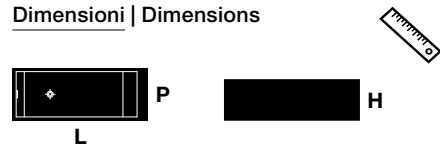


Semincasso | Semi-recessed



Incasso | Recessed

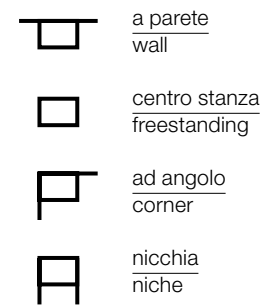
Dimensioni | Dimensions



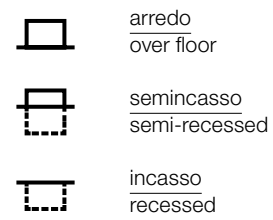
L 170-180-190
P 70-80-90

H **arredo | over floor** 55
H **semincasso | semi-recessed** 25 (25+30)

Posizione | Position



Installazione | Installation



Materiali | Materials

Corian® (Matt)
tutti i colori | all colors available

Lati pannellabili | Covering side option



Optional



Pozzetto | Overflow well installation



Bocca di erogazione | Integrated water filler



Rubinetteria | Faucet



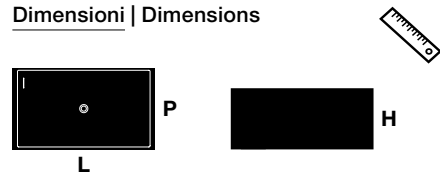
Unico Mini

Linee decise definiscono il volume della vasca Unico Mini in Corian®, con finitura setosa opaca realizzata a mano.

Simple geometrical shapes characterize the Unico Mini bathtub made in Corian®.

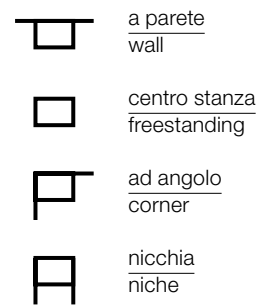


Dimensioni | Dimensions

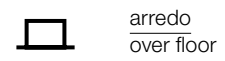


LxP 120x80 140x80 170x70
H 55

Posizione | Position



Installazione | Installation



Materiali | Materials

Corian® (Matt)
Glacier White

Lati pannellabili | Covering side option



Optional



Pozzetto | Overflow well installation



Bocca di erogazione | Integrated water filler



Rubinetteria | Faucet




Unico Giorno

Nel segno dell'essenzialità nasce la vasca Unico Giorno Squadrata, in Corian®, con finitura setosa opaca realizzata a mano.

Può essere accessoriata con airpool, idromassaggio e cromoterapia.

The main feature of this bathtub made in Corian®, is the clear lines and the rectangular shapes.

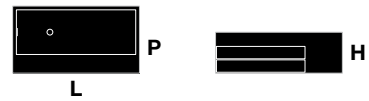
It can be equipped with airpool, whirlpool and chrome therapy systems.



Arredo | Over floor

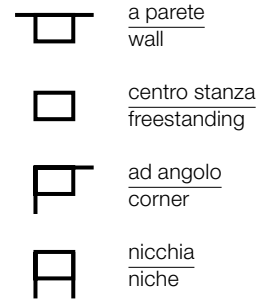


Dimensioni | Dimensions

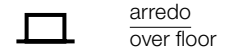


L 170-180-190
P 90-100
H 55

Posizione | Position



Installazione | Installation



Materiali | Materials

Corian® (Matt)
tutti i colori | all colors available

Lati pannellabili | Covering side option



Optional



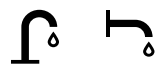
Pozzetto | Overflow well installation



Bocca di erogazione | Integrated water filler



Rubinetteria | Faucet



Unico

Pannellabile with panels



Arredo | Over floor

Vasca Unico realizzata in Corian®. Il pannello esterno può essere in Corian® anche colorato, oppure in Hpl Polaris, fisso o removibile.

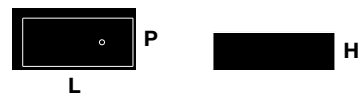
La vasca realizzata in Corian® con finitura setosa levigata a mano. Può essere accessoriata con airpool, idromassaggio e cromoterapia.

The external panels can be realized in Corian® even colored or in Hpl Polaris, they can be fixed or removable.

The bathtub is realized in Corian® and it can be equipped with airpool, whirlpool or chrome therapy systems.

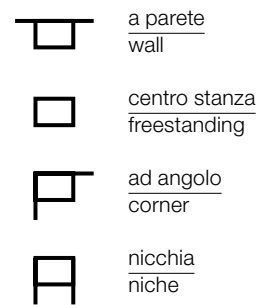


Dimensioni | Dimensions

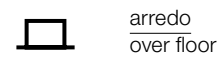


L 170-180-190
P 70-80-90
H 55

Posizione | Position



Installazione | Installation



Materiali | Materials

Corian® (Matt)
tutti i colori | all colors available

Lati pannellabili | Covering side option



1
Corian®
Hpl Polaris

con finiture Rexa Design o fornite dal cliente | With Rexa Design finishes or provided by the client

Optional



Pozzetto | Overflow well installation



Bocca di erogazione | Integrated water filler



Rubineria | Faucet



Unico Libro

Vasca Unico in Corian® con libreria integrata frontalmente. Può essere accessoriata con airpool, idromassaggio e cromoterapia.

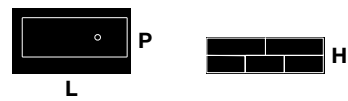
The main feature of this bathtub made in Corian® is the bookshelf integrated in the front. It can be equipped with airpool, whirlpool or chrome therapy systems.



Arredo | Over floor

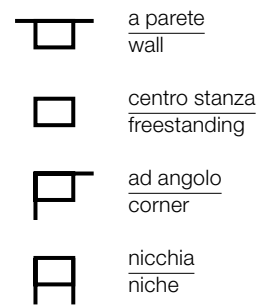


Dimensioni | Dimensions

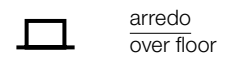


L 170-180-190
P 90-100
H 55

Posizione | Position



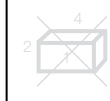
Installazione | Installation



Materiali | Materials

Corian® (Matt)
tutti i colori | all colors available

Lati pannellabili | Covering side options



Optional



Pozzetto | Overflow well installation



Bocca di erogazione | Integrated water filler



Rubinetteria | Faucet



Unico Maxi

L'ampio volume della vasca Unico Maxi, a incasso o freestanding, garantisce il massimo comfort.

In Corian®, con finitura setosa opaca realizzata a mano, può essere accessoriata con airpool, idromassaggio e cromoterapia.

Clear lines and wide spaces assure a total comfort for the recessed bathtub Unico made in Corian®.

It can be equipped with airpool, whirlpool or chrome therapy systems.



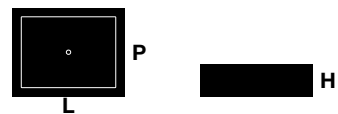
Arredo | Over floor



Incasso | Recessed



Dimensioni | Dimensions



LxP 150x150 160x160 170x170 180x180
190x150 190x170 190x190 200x200
H arredo | over floor 55

Posizione | Position



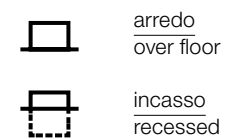
a parete
wall

centro stanza
freestanding

ad angolo
corner

nicchia
niche

Installazione | Installation



arredo
over floor

incasso
recessed

Materiali | Materials

Corian® (Matt)
Glacier White

Lati pannellabili | Covering side option



1-2-3-4

con finiture Rexa Design o fornite dal cliente | with Rexa Design finishes or provided by the client

Optional



Pozzetto | Overflow well installation



Bocca di erogazione | Integrated water filler



Rubinetteria | Faucet



Unico Rotonda Maxi

Forme morbide modellano la versione maxi della vasca Rotonda Unico realizzata in Corian®, personalizzabile esternamente con laccatura

Soft Touch o argilla stesa a mano, può essere accessoriata con airpool, idromassaggio e cromoterapia.

Rounded shapes characterize this Unico bathtub made in Corian®, which can be customized with external Soft Touch lacquer or clay coating.

It can be equipped with airpool, whirlpool or chrome therapy systems.



Arredo | Over floor



Incasso | Recessed



Dimensioni | Dimensions



Ø 150-170
H 55

Posizione | Position



centro stanza
freestanding

Installazione | Installation



arredo
over floor



incasso
recessed

Materiali | Materials

Corian® (Matt)
Glacier White

Finiture esterno | External Finishes
Laccato Soft Touch | Soft Touch lacquered
Argilla | Clay

Optional



solo motore esterno |
only external engine

Bocca di erogazione | Integrated water filler



Pozzetto | Overflow well installation



Rubinetteria | Faucet



Unico

Vascadoccia

Bathtub-shower

Sistema Unico, inventato e depositato da Rexa Design, permette di rimuovere le doghe in stratificato Hpl Polaris,

per trasformare il sistema doccia in vasca. Realizzata in Corian®.

Unico bathtub/shower system in Corian®, has been invented and patented by Rexa Design.

The shower system became a bathtub just removing the slats made in Hpl Polaris.



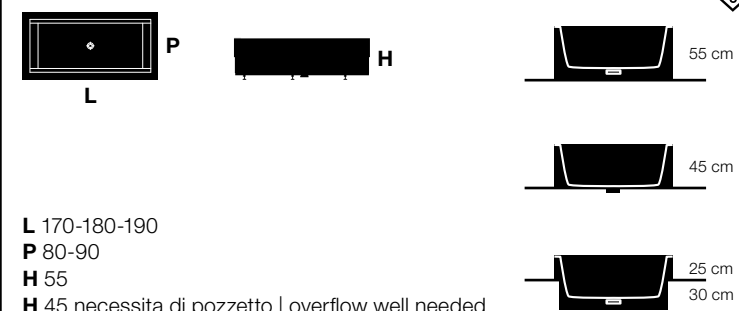
Arredo | Over floor



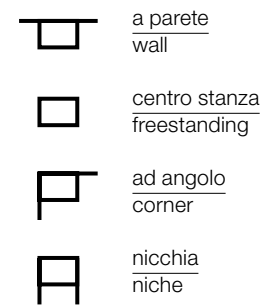
Semincasso | Semi-recessed



Dimensioni | Dimensions



Posizione | Position



Installazione | Installation



Materiali | Materials

Vasca | Bathtub
Corian® (Matt)
tutti i colori | all colors available
Doghe | Slats
Hpl Polaris
tutti i colori | all colors available

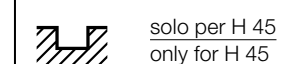
Lati pannellabili | Covering side option



Optional



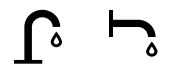
Pozzetto | Overflow well installation



Bocca di erogazione | Integrated water filler



Rubinetteria | Faucet



Boma

Morbidi volumi caratterizzano la vasca Boma, realizzata in Korakril™, personalizzabile esternamente con laccatura Soft Touch o argilla stesa a mano.

Soft lines are the main characteristic of the Boma bathtub available in Korakril™, suitable for external Soft Touch lacquering or clay coating.



Arredo | Over floor

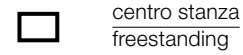


Dimensioni | Dimensions

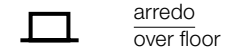


L 190
P 90
H 50

Posizione | Position



Installazione | Installation



Materiali | Materials

Korakril™ (Matt)
Pure White

Finiture Esterne | External Finishes
Laccato Soft Touch | Soft Touch lacquered
Argilla | Clay

Gelcoat (Glossy)
White

Optional



Bocca di erogazione | Integrated water filler



Pozzetto | Overflow well installation



Rubinetteria | Faucet



Fonte

Gli angoli smussati modellano con eleganza il profilo della vasca Fonte, realizzata in Korakril™, personalizzabile esternamente con laccatura Soft Touch, argilla o con finitura setosa opaca stesa a mano.

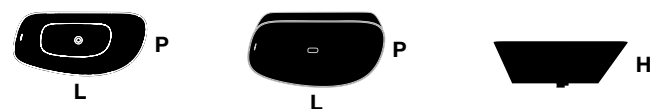
Stylish lines shape the Fonte bathtub made in Korakril™, suitable for external Soft Touch lacquering or clay coating.



Arredo | Over floor



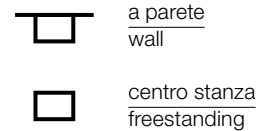
Dimensioni | Dimensions



L 175
P 85
H 56

L 175
P 85
H 56

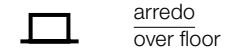
Posizione | Position



a parete
wall

centro stanza
freestanding

Installazione | Installation



arredo
over floor

Materiali | Materials

Korakril™ (Matt)
Pure White

Finiture Esterne | External Finishes
Laccato Soft Touch | Soft Touch lacquered
Argilla | Clay

Optional



Bocca di erogazione | Integrated water filler



Pozzetto | Overflow well installation



Rubinetteria | Faucet



solo su versione a parete
only wall version

Hammam

Vasca dalla forma elegante realizzata in Korakril™ con finitura opaca realizzata a mano, oppure in Gelcoat con finitura lucida a mano. Senza zoccolo, oppure con zoccolo dello stesso materiale della vasca o mattoncini di cotto.

La versione in Korakril™ è personalizzabile esternamente con laccatura Soft Touch, argilla o con finitura setosa opaca stesa a mano.

Bathtub with elegant shapes realized in matt Korakril™ or glossy Gelcoat. Available with or without basement made in Korakril™ or clay bricks.

The Korakril™ version can be external Soft Touch lacquered or clay coated.



Zoccolo in cotto | Clay base



Senza zoccolo | Without base



Zoccolo in Korakril™ o Gelcoat | Korakril™ or Gelcoat base

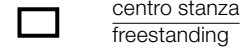


Dimensioni | Dimensions



L 175
P 75
H 50
H con zoccolo | with base 54

Posizione | Position



centro stanza
freestanding

Installazione | Installation



arredo
over floor

Materiali | Materials

Korakril™ (Matt)
Pure White
Gelcoat (Glossy)
White

Finiture Esterne | External Finishes
Laccato Soft Touch | Soft Touch lacquered
Argilla | Clay

Optional



Bocca di erogazione | Integrated water filler



Pozzetto | Overflow well installation



Rubinetteria | Faucet



Hole Hole XL Hole XS

Hole, Hole XL, Hole XS: la forma ovale della vasca Hole, realizzata in Korakril™, viene declinata in tre dimensioni per soddisfare le diverse esigenze.

Personalizzabile esternamente con laccatura Soft Touch, argilla o con finitura setosa opaca stesa a mano.

Soft shapes characterize the Hole bathtub in Korakril™. Available in 3 different sizes: Hole, Hole XL, Hole XS able to satisfy every needs.

It can be external Soft Touch lacquered or clay coated.



Hole XS Korakril™ Blend | Over floor, Hole XS Korakril™ Blend

Hole Korakril™ | Over floor, Hole Korakril™

Hole XL Korakril™ Blend | Over floor, Hole XL Korakril™ Blend

Hole con muretto, Korakril™ | Hole with shelf for faucet, Korakril™

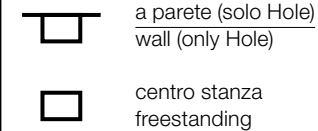


Dimensioni | Dimensions



Hole XS	Hole	Hole XL	Hole con muretto with shelf
L 150	L 170	L 170	L 170
P 70	P 70	P 80	P 82
H 50	H 50	H 50	H 50

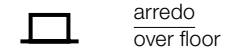
Posizione | Position



a parete (solo Hole)
wall (only Hole)

centro stanza
freestanding

Installazione | Installation



arredo
over floor

Materiali | Materials

Korakril™ (Matt)
Pure White
Korakril™ Blend (Matt)
Ice White

Finiture Esterne | External Finishes
Laccato Soft Touch | Soft Touch lacquered
Argilla | Clay

Optional



Pozzetto | Overflow well
installation



Bocca di erogazione |
Integrated water filler



Rubineria | Faucet



solo su versione a parete
only wall version

Hole Rotonda Maxi

La perfezione della forma circolare disegna la vasca Hole. Realizzata in Corian®, è personalizzabile esternamente con laccatura Soft Touch, argilla. Può essere accessoriata con airpool, idromassaggio e cromoterapia.

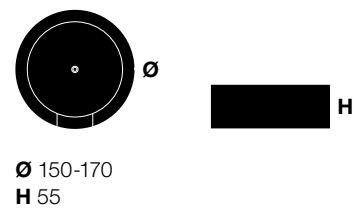
The Hole bathtub feature is the perfect circular form. It is made in Corian® and it can be external Soft Touch lacquered or clay coated. It can be equipped with airpool, whirlpool or chrome therapy systems.



Arredo | Over floor



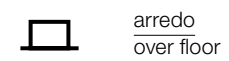
Dimensioni | Dimensions



Posizione | Position



Installazione | Installation

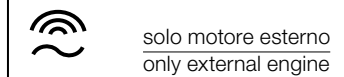


Materiali | Materials

Corian® (Matt)
Glacier White

Finiture Esterne | External Finishes
Laccato Soft Touch | Soft Touch lacquered
Argilla | Clay

Optional



Pozzetto | Overflow well installation



Bocca di erogazione | Integrated water filler




Rubineria | Faucet



Egg

L'aggiunta della libreria alla vasca dalla caratteristica forma a uovo, crea un oggetto iconico d'arredamento. Realizzata in Korakril™, ha una finitura setosa opaca.

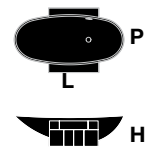
This bathtub, with its particular shape and the bookshelf, become an iconic piece of furniture.



Arredo | Over floor

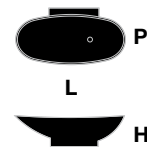


Dimensioni | Dimensions



con libreria | with bookshelf

L 170
P 102
H 48



senza libreria | without bookshelf

L 170
P 90
H 48

Posizione | Position



a parete
wall



centro stanza
freestanding

Installazione | Installation



arredo
over floor

Materiali | Materials

Korakril™ (Matt)
Pure White

Optional



Pozzetto | Overflow well
installation



Bocca di erogazione |
Integrated water filler



Rubineria | Faucet



Modulo accosto vasche

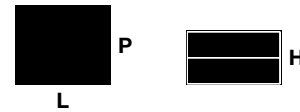
Unit for bathtub

Cassettiera di varie dimensioni, realizzabile su misura, da accostare o incollare alle vasche di forma squadrata, creando un elemento unico. Il modulo è realizzato in Corian®, anche colorato, i frontali possono essere anche in Hpl Polaris.

Drawer unit available in different sizes and customizable, which can be lean against the squared bathtubs create a unique item. The unit is realized in Corian® even colored, the frontal panels can be made in HPL Polaris.



Dimensioni | Dimensions



L 60-72-96-120
P 70-80-90-100
H 55

Materiali | Materials

Struttura | Structure

Corian® (Matt)
 tutti i colori | all colors available

Frontali | Frontal panels

Corian®
 tutti i colori | all colors available

Hpl Polaris
 tutti i colori | all colors available

Optional benessere per vasca Wellness systems for bathtubs



La ricerca del benessere psicofisico che Rexa Design persegue nella realizzazione delle sue collezioni, si declina nei sistemi dedicati al relax, installabili alle vasche da bagno. Rexa Design propone tre sistemi idroterapeutici all'avanguardia e combinabili tra loro:

- airpool: aria dal fondo per un massaggio rigenerante;
- idromassaggio: aria e acqua dai lati per un massaggio stimolante;
- cromoterapia: combinazione di colori per un completo relax.

I sistemi possono essere installati singolarmente o abbinati tra loro per un maggiore effetto benessere:

- airpool + idromassaggio + cromoterapia;
- airpool + cromoterapia;
- idromassaggio + cromoterapia;
- airpool + idromassaggio.

L'unione dei tre sistemi consente di combinare alla perfezione relax, attività tonificante e rimodellante e benessere psico-fisico.

Airpool

Il sistema airpool si basa sull'erogazione di bollicine d'aria all'interno della vasca per un massaggio rigenerante volto al rinnovamento, alla compattezza e alla tonicità dei tessuti. L'aria viene soffiata nella vasca tramite dei microfori posti sul fondo, secondo uno schema studiato e specifico, dedito all'erogazione precisa dell'aria per un massaggio rinvigorente. Tale sistema prende ispirazione dalle vasche termali dove, per via naturale il vapore gorgoglia dal fondo. Grazie al sistema ad aria, le condutture dei microfori vengono asciugate automaticamente al termine dell'utilizzo.

Sistema idromassaggio

Il sistema idromassaggio si basa sull'erogazione di acqua calda mescolata ad aria per un massaggio energico, il quale consente di combattere la cellulite, migliorare la circolazione e l'ossigenazione dei tessuti. Il sistema si compone di bocchette, disposte sui lati della vasca, secondo uno schema preciso volto all'ottimizzazione dei risultati, che erogano acqua calda miscelata ad aria. Grazie a una pompa che compone il meccanismo dell'idromassaggio, l'acqua contenuta nella vasca viene aspirata all'interno del circuito, scaldata, miscelata all'aria e poi reimmessa attraverso i diffusori.

Per ottenere risultati ottimali si consiglia di mantenere la temperatura dell'acqua compresa tra 33° e 37°C (33°C – massaggio energizzante; 37°C – massaggio rilassante). Durante l'utilizzo del sistema idromassaggio è sconsigliato l'utilizzo di bagnoschiama e sali minerali poiché potrebbero danneggiare l'impianto. Per trarre il massimo beneficio dal bagno in una vasca idromassaggio si consiglia una durata di 20-30 minuti al massimo, al termine del quale è bene distendersi avvolti nella spugna per circa 10 minuti in modo da ripristinare i valori della pressione.

Cromoterapia

Il sistema cromoterapia si basa sui principi della cromoterapia secondo la quale l'utilizzo dei colori, normalmente regolato da principi comuni, aiuta il corpo e la psiche a ritrovare il naturale equilibrio stimolando mente e corpo e calmando certi sintomi. Il sistema funziona grazie all'inserimento di un impianto d'illuminazione a tre colori all'interno della vasca (impianto sicuro e isolato) che permette di "colorare" l'acqua secondo tre cicli cromatici studiati appositamente per ottenere il massimo beneficio psico-fisico: Tonic, Relax e Energy.

The research of psychophysical wellness that Rexa Design pursues during the creation of its collections, is implemented in the systems dedicated to relax that can be installed on bathtubs. Rexa Design offers three innovative hydrotherapy systems that can be combined with each other:

- airpool: air from the bottom for a restoring massage;
- whirlpool: air and water mixed up from the sides for a stimulating massage;
- chrome therapy: color combination for a complete relax.

The systems can be individually installed or combined with each other for a greater wellness effect:

- airpool + whirlpool + chrome therapy;
- airpool + chrome therapy;
- whirlpool + chrome therapy;
- airpool + whirlpool.

The combination of the three systems allows a perfect match between relax, toning up and remodelling activity and psychophysical wellness.

Airpool

The airpool system is based on the distribution of air bubbles inside the bathtub for a regenerating massage aimed at the regeneration and toning up of tissue. The air is blown into the bathtub through micro holes placed on the bottom, according to a rehearsed and specific method, intended to the precise distribution of air for a reinvigorating massage. This system takes inspiration from thermal baths where, in a natural way, the steam gurgles from the bottom. Thanks to the air system the ducts of micro holes are automatically dried after use.

Whirlpool

The whirlpool system is based on the distribution of hot water mixed up with air for a vigorous massage, which helps reducing cellulite, improve flow of blood and oxygenation of tissues. The system consist of nozzle, arranged on the sides of the bathtub, following a precise methods aimed to results optimization, that distribute hot water mixed up with air. Thanks to a pump, that compose the mechanism of the whirlpool system, the water contained in the bathtub is loaded in the circuit, heated, mixed up with air and reintroduced through the nozzle.

For an optimal result, it is suggested to maintain the water temperature between 33° and 37°C (33°C – energizing massage, 37°C – relaxing massage). While using the whirlpool, use of shower gel and minerals is avoided, they can damage the system. To gain maximum benefit from the whirlpool bath, is recommended a duration of 20-30 minutes, and a relaxing time wrapped in the sponge for about 10 minutes to restore blood flow.

Chrome system

The chrome system is based on the principles of color therapy, according to which the use of colors, usually regulated by common principles, helps the psychophysical restoration by stimulating mind and body and calming certain symptoms. The system is composed of a three colors lighting system installed inside the bathtub (isolated and non-dangerous) that "paint" the water according to three chromatic loops, specifically set up to gain the maximum psychophysical benefit: Tonic, Relax and Energy.

Vasche Bathtubs

Finiture Finishes

Corian® (Matt)



Glacier White




Silver Gray



Clay




Deep Nocturne




Bone

Korakril™ (Matt)




Pure White

Gelcoat (Glossy)



White

Korakril™ Blend



Ice White

Zoccolo per vasca Hammam in cotto | Basement for Hammam bathtub in clay



Grigio



Marrone



Vinaccia

Finiture esterne

External Finishes

Corian® per vasche Unico e R1 pannellabili | for Unico and R1 bathtub with panels (Matt)



Glacier White




Silver Gray



Clay



Deep Nocturne



Bone

Hpl Polaris per vasca Unico pannellabile | for Unico bathtub with panels



Grigio Clair



Grigio Perle



Nero



Bianco



Grigio Moyen



Grigio Grafite

Marmo e granito per vasca R1 pannellabile | Marble and granite for bathub R1 with panels (Glossy, Matt)



Carrara



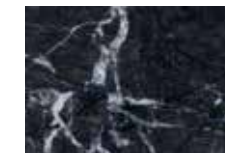
Nero Assoluto



Grigio Veneto



Emperador




Grigio Carnico

Laminam per vasca R1 pannellabile | Laminam for bathub R1 with panels



Pietra di Savoia
bocciardata Antracite



Pietra di Savoia
bocciardata Grigio



Pietra di Savoia
bocciardata Avorio



Bianco Statuario matt



Nero Greco matt

Vasche Bathtubs

Finiture Finishes

Laccato Soft Touch per vasche morbide | Soft Touch lacquered for rounded edge bathtubs



Nero Fango Grafite Fango Luce Beige Fresco Beige

Argilla per vasche morbide e R1 pannellabile | Clay for rounded edge bathtubs and R1 with panels



Grigio Grafite Vinaccia Bianco Beige Tortora

Piatti doccia Shower trays


Soprapavimento / Filopavimento Floor level / Over floor



P 310 Unico



P 311 Unico Medio



P 312 Unico Alto




P 313 Unico Doghe




P 314 R1



P 315 Fonte



P 316 Hammam



P 317 Ergo_nomic

Unico

Filopavimento / Soprapavimento

Floor level / Over floor

Piatto doccia in Corian®, anche colorato, disponibile nelle due versioni, filopavimento o soprapavimento.

Corian® shower tray white or colored, available in two versions: floor level or over floor.



Unico Medio

Filopavimento / Soprapavimento

Floor level / Over floor

Piatto doccia in Corian® anche colorato, con bordo perimetrale ferma acqua, installabile a filo o soprapavimento.

Corian® shower tray white or colored, with drip edge, available in two versions: floor level or over floor.

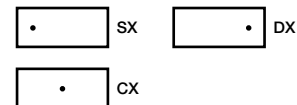


Dimensioni | Dimensions



L 80-90-100-120-140-160-180
P 70-80-90-100
H 4,6

Posizione scarico | Drain position

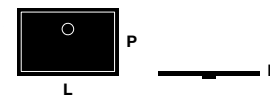


Possibilità di spostare piletta | Ability to move drain position

Materiali | Materials


Corian®
tutti i colori | all colors available

Dimensioni | Dimensions



L 80-90-100-120-140-160-180
P 70-80-90-100
H 5,6

Posizione scarico | Drain position



Possibilità di spostare piletta | Ability to move drain position

Materiali | Materials

Corian®
tutti i colori | all colors available

Unico Alto

Soprapavimento
Over floor



Piatto doccia in Corian®
anche colorato, con bordi
perimetrali molto alti.

Corian® shower tray
with high edge.



Unico Doghe

Filopavimento / soprapavimento
Floor level / over floor

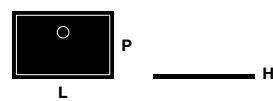


Piatto doccia in Corian® con
doghe removibili per la pulizia;
le doghe possono essere
nello stesso materiale anche
colorato o Hpl Polaris.

Corian® shower tray with
removable slats made in Corian®,
even colored or Hpl Polaris.




Dimensioni | Dimensions



L 90-100-120-140-160-180
P 70-80-90-100
H 15

Posizione scarico |
Drain position

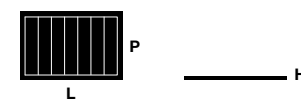


Possibilità di spostare piletta |
Ability to move drain position

Materiali | Materials


Corian®
tutti i colori | all colors available

Dimensioni | Dimensions



L 80-90-100-120-140-160-180-
200-240
P 70-80-90-100
H 4,6

Posizione scarico |
Drain position



Materiali | Materials

Piatto | Shower tray
Corian®
tutti i colori | all colors available

Doghe | Slats
Corian®
tutti i colori | all colors available
Hpl Polaris
tutti i colori | all colors available

R1

Filopavimento / soprapavimento
Floor level / over floor

Piatto doccia in Corian®
anche colorato, con un'unica
pendenza verso la canaletta
di raccolta dell'acqua.

Corian® shower tray white or
colored, with single slope towards
the drain hidden by a Corian® slat.



Fonte

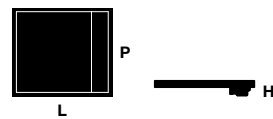
Soprapavimento
Over floor

Piatto doccia in Corian® con
chiusura doccia dedicata.

Corian® shower tray with
specific shower enclosure.



Dimensioni | Dimensions



L 90-100-120-140-160-180
P 70-80-90-100
H 6

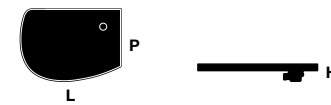
Posizione scarico |
Drain position



Materiali | Materials

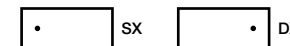
Corian®
tutti i colori | all colors available

Dimensioni | Dimensions



L 110-160
P 80
H 4,6

Posizione scarico |
Drain position



Materiali | Materials

Corian®
Glacier White

Hammam

Filopavimento / soprapavimento

Floor level / over floor

Piatto doccia in Corian®, anche colorato, installabile a filo o soprapavimento.

Corian® shower tray, white or colored, that can be installed at floor level or over floor.



Ergo_nomic

Filopavimento / soprapavimento

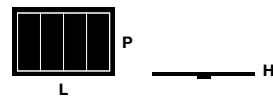
Floor level / over floor

Piatto doccia in Corian® con profilo minimale ferma acqua.

Corian® shower tray with minimal drop edge.




Dimensioni | Dimensions



L 80-90-100-120-140-160-180
P 70-80-90-100
H 6

Posizione scarico | Drain position

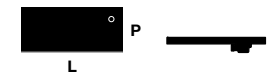


Materiali | Materials

Piatto | Shower tray
Corian®
tutti i colori | all colors available

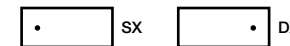
Doghe | Slats
Corian®
tutti i colori | all colors available

Dimensioni | Dimensions



L 90-100-120-140-160-180
P 80-90-100
H 6

Posizione scarico | Drain position



Materiali | Materials

Corian®
Glacier White

Piatti doccia Shower trays

Finiture Finishes

Corian® (Matt)



Glacier White




Silver Gray



Clay



Deep Nocturne



Bone

Doghe

Slats

Corian® (Matt)



Glacier White




Silver Gray



Clay




Deep Nocturne




Bone

Hpl Polaris



Grigio Clair



Grigio Perle



Nero



Bianco



Grigio Moyen



Grigio Grafite

Chiusure doccia Shower enclosures

Ad angolo Corner version



P 322 Fonte



P 323 Vetrolisso | fixed screen



P 324 Vetrolisso con anta mobile | Fixed screen with adjustable door



P 325 Walk-in



P 326 Anta battente | Hinged door



P 327 Vetrolisso con anta battente | Fixed screen with hinged door



P 328 Vetrolisso con anta battente | Fixed screen with hinged door



P 329 Anta scorrevole | Sliding door

Nicchia Niche version



P 330 Anta battente | Hinged door



P 331 Vetrolisso con anta battente | Fixed screen with hinged door



P 332 Vetrolisso con anta battente | Fixed screen with hinged door



P 333 Anta scorrevole | Sliding door



P 334 Anta scorrevole | Sliding door

Ad angolo | Corner version

Fonte

Chiusura doccia per piatto doccia Fonte in acciaio inox e vetro Extralight sp. 8 mm.

Fonte specific shower enclosure with stainless steel frame and extralight glass thk.8 mm



Dimensioni | Dimensions

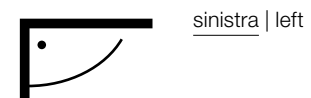
L 110
H 200

Materiali | Materials

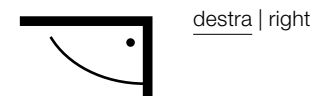
Acciaio | Steel
Lucido | Polished
Satinato | Brushed

Vetro | Glass
Extralight

Sistemi apertura | Opening system



sinistra | left



destra | right

Ad angolo | Corner version

Vetro fisso | Fixed screen

Chiusura doccia adatta a tutti i piatti doccia e per vascodoccia. Realizzata in acciaio inox e vetro sp. 8 mm. Realizzata su misura in larghezza e altezza.

Shower enclosure suitable for every kind of shower tray and for the bathtub-shower as well. It is composed by a stainless steel frame and a glass thk. 8 mm. Height and width can be customized.



Dimensioni | Dimensions

L 80-90-100-120-140-160
P 70-80-90-100
H 200 (max 230)

Materiali | Materials

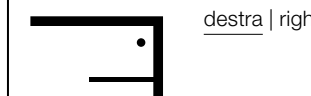
Acciaio | Steel
Lucido | Polished
Satinato | Brushed

Vetro | Glass
Float
Extralight
Acidato | Frosted
Grigio | Grey
Bronzo | Bronze

Sistemi apertura | Opening system



sinistra | left



destra | right

Ad angolo | Corner version

Vetro fisso con anta mobile |
Fixed screen with adjustable door

Chiusura doccia adatta a tutti i piatti doccia e per vascodoccia. Realizzata in acciaio inox e vetro sp. 8 mm. Realizzata su misura in larghezza e altezza.

Shower enclosure suitable for every kind of shower tray and for the bathtub-shower as well. It is composed by a stainless steel frame and a glass thk. 8 mm. Height and width can be customized.



Dimensioni | Dimensions

L 90-100-120-140-160
P 70-80-90-100
H 200 (max 230)

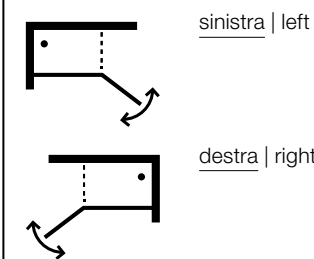
comprensivo di anta **L** 30 |
door **L** 30 included

Materiali | Materials

Acciaio | Steel
Lucido | Polished
Satinato | Brushed

Vetro | Glass
Float
Extralight
Acidato | Frosted
Grigio | Grey
Bronzo | Bronze

Sistemi apertura | Opening system



Ad angolo | Corner version

Walk-in

Chiusura doccia adatta a tutti i piatti doccia e per vascodoccia. Realizzata in acciaio inox e vetro sp. 8 mm. Realizzata su misura in larghezza e altezza.

Shower enclosure suitable for every kind of shower tray and for the bathtub-shower as well. It is composed by a stainless steel frame and a glass thk. 8 mm. Height and width can be customized.



Dimensioni | Dimensions

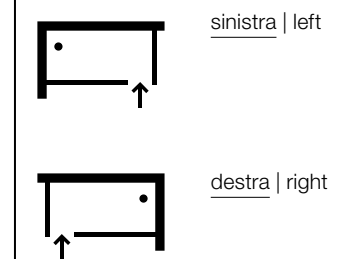
L 140-160-180
P 70-80-90-100
H 200 (max 230)

Materiali | Materials

Acciaio | Steel
Lucido | Polished
Satinato | Brushed

Vetro | Glass
Float
Extralight
Acidato | Frosted
Grigio | Grey
Bronzo | Bronze

Sistemi apertura | Opening system



Ad angolo | Corner version

Anta battente | Hinged door

Chiusura doccia adatta a tutti i piatti doccia e per vascodoccia. Realizzata in acciaio inox e vetro sp. 8 mm. Realizzata su misura in larghezza e altezza.

Shower enclosure suitable for every kind of shower tray and for the bathtub-shower as well. It is composed by a stainless steel frame and a glass thk. 8 mm. Height and width can be customized.



Ad angolo | Corner version

Vetro fisso con anta battente | Fixed screen with hinged door

Chiusura doccia adatta a tutti i piatti doccia. Realizzata in acciaio inox e vetro sp. 8 mm. Apertura con pomolo zigrinato. Realizzata su misura in larghezza e altezza. Possibilità di decidere la larghezza della porta.

Shower enclosure suitable for every kind of shower tray. It is composed by a stainless steel frame and a glass thk. 8 mm, with handel opening system. Height, width and door size can be customized.



Dimensioni | Dimensions

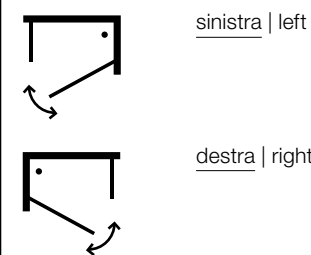
L 70-80-90
P 70-80-90-100-120
H 200 (max 230)

Materiali | Materials

Acciaio | Steel
Lucido | Polished
Satinato | Brushed

Vetro | Glass
Float
Extralight
Acidato | Frosted
Grigio | Grey
Bronzo | Bronze

Sistemi apertura | Opening system



Dimensioni | Dimensions

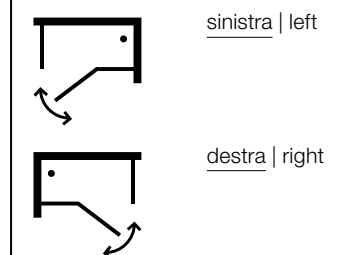
L 80-90-100-120
P 70-80-90-100-120
H 200 (max 230)

Materiali | Materials

Acciaio | Steel
Lucido | Polished
Satinato | Brushed

Vetro | Glass
Float
Extralight
Acidato | Frosted
Grigio | Grey
Bronzo | Bronze

Sistemi apertura | Opening system



Ad angolo | Corner version

Vetro fisso con anta battente
Fixed screen with hinged door

Chiusura doccia adatta a tutti i piatti doccia. Realizzata in acciaio inox e vetro sp. 8 mm. Apertura con pomolo zigrinato. Realizzata su misura in larghezza e altezza. Possibilità di decidere la larghezza della porta.

Shower enclosure suitable for every kind of shower tray. It is composed by a stainless steel frame and a glass thk. 8 mm, with handel opening system. Height, width and door size can be customized.



Dimensioni | Dimensions

L 120-140-160-180
P 70-80-90-100
H 200 (max 230)

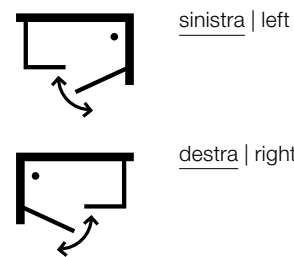


Materiali | Materials

Acciaio | Steel
Lucido | Polished
Satinato | Brushed

Vetro | Glass
Float
Extralight
Acidato | Frosted
Grigio | Grey
Bronzo | Bronze

Sistemi apertura | Opening system



Ad angolo | Corner version

Anta scorrevole | Sliding door

Chiusura doccia adatta a tutti i piatti doccia. Realizzata in acciaio inox e vetro sp. 8 mm. Apertura con pomolo zigrinato. Scorrimento della porta su cuscinetti a sfera in acciaio inox. Realizzata su misura in larghezza e altezza.

Shower enclosure suitable for every kind of shower tray. It is composed by a stainless steel frame and a glass thk. 8 mm, with sliding door and handel opening system. Height, width and door size can be customized.



Dimensioni | Dimensions

L 120-140-160-180
P 70-80-90-100
H 200 (max 230)

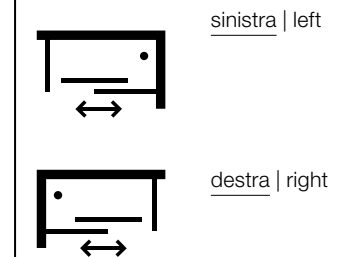


Materiali | Materials

Acciaio | Steel
Lucido | Polished
Satinato | Brushed

Vetro | Glass
Float
Extralight
Acidato | Frosted
Grigio | Grey
Bronzo | Bronze

Sistemi apertura | Opening system



Nicchia | Niche version

Anta battente | Hinged door

Chiusura doccia adatta a tutti i piatti doccia. realizzata in acciaio inox e vetro sp. 8 mm. Apertura con pomolo zigrinato. Realizzata su misura in larghezza e altezza.

Shower enclosure suitable for every kind of shower tray. It is composed by a stainless steel frame and a glass thk. 8 mm, with handel opening system. Height, width and door size can be customized.



Dimensioni | Dimensions

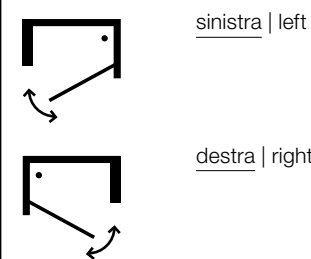
L 70-80-90
H 200 (max 230)

Materiali | Materials

Acciaio | Steel
Lucido | Polished
Satinato | Brushed

Vetro | Glass
Float
Extralight
Acidato | Frosted
Grigio | Grey
Bronzo | Bronze

Sistemi apertura | Opening system



Nicchia | Niche version

Vetro fisso con anta battente
Fixed screen with hinged door

Chiusura doccia adatta a tutti i piatti doccia. Realizzata in acciaio inox e vetro sp. 8 mm. Apertura con pomolo zigrinato. Realizzata su misura in larghezza e altezza. Possibilità di decidere la larghezza della porta.

Shower enclosure suitable for every kind of shower tray. It is composed by a stainless steel frame and a glass thk. 8 mm with handel opening system. Height, width and door size can be customized.



Dimensioni | Dimensions

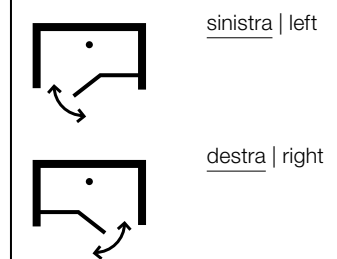
L 80-90-100-120
H 200 (max 230)

Materiali | Materials

Acciaio | Steel
Lucido | Polished
Satinato | Brushed

Vetro | Glass
Float
Extralight
Acidato | Frosted
Grigio | Grey
Bronzo | Bronze

Sistemi apertura | Opening system



Nicchia | Niche version

Vetro fisso con anta battente

Fixed screen with hinged door

Chiusura doccia adatta a tutti i piatti doccia. Realizzata in acciaio inox e vetro sp. 8 mm. Apertura con pomolo zigrinato. Realizzata su misura in larghezza e altezza. Possibilità di decidere la larghezza della porta.

Shower enclosure suitable for every kind of shower tray. It is composed by a stainless steel frame and a glass thk. 8 mm with handel opening system. Height, width and door size can be customized.



Dimensioni | Dimensions

L 120-140-160-180
H 200 (max 230)



Materiali | Materials

Acciaio | Steel
Lucido | Polished
Satinato | Brushed

Vetro | Glass
Float
Extralight
Acidato | Frosted
Grigio | Grey
Bronzo | Bronze

Sistemi apertura | Opening system



sinistra | left



destra | right

Nicchia | Niche version

Vetro fisso con anta scorrevole

Fixed screen with sliding door

Chiusura doccia adatta a tutti i piatti doccia. Realizzata in acciaio inox e vetro sp. 8 mm. Apertura con pomolo zigrinato. Scorrimento della porta su cuscinetti a sfera in acciaio inox senza guranizione in pvc. Realizzata su misura in larghezza e altezza.

Shower enclosure suitable for every kind of shower tray. It is composed by a stainless steel frame and a glass thk. 8 mm, with sliding door and handel opening system. Height, width and door size can be customized.



Dimensioni | Dimensions

L 120-140-160-180
H 200 (max 230)

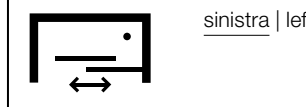


Materiali | Materials

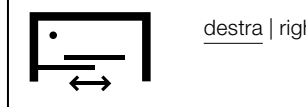
Acciaio | Steel
Lucido | Polished
Satinato | Brushed

Vetro | Glass
Float
Extralight
Acidato | Frosted
Grigio | Grey
Bronzo | Bronze

Sistemi apertura | Opening system



sinistra | left



destra | right

Nicchia | Niche version

Vetro fisso con anta scorrevole

Fixed screen with sliding door

Chiusura doccia adatta a tutti i piatti doccia realizzata in acciaio inox e vetro sp. 8 mm. Apertura con pomolo zigrinato. Scorrimento porta su cuscinetti a sfera in acciaio inox senza guarnizione in pvc. Realizzata su misura in larghezza e altezza.

Shower enclosure suitable for every kind of shower tray. It is composed by a stainless steel frame and a glass thk. 8 mm, with sliding door and handel opening system. Height, width and door size can be customized.



Dimensioni | Dimensions

L 160-180-200
H 200 (max 230)



Materiali | Materials

Acciaio | Steel
Lucido | Polished
Satinato | Brushed

Vetro | Glass
Float
Extralight
Acidato | Frosted
Grigio | Grey
Bronzo | Bronze

Sistemi apertura | Opening system



sinistra | left



destra | right

Rubinetteria

Faucet

Mae

Mae in acciaio inox Aisi 316l ha durata eterna garantita dalla resistenza all'azione corrosiva di ruggine ed agenti esterni. L'acciaio è inoltre un materiale ecologico, che non produce residui nocivi per l'uomo e per l'ambiente sia in fase di lavorazione che nel prodotto finito.

I miscelatori Mae garantisce un consumo intelligente dell'acqua grazie a:
– cartucce con dischi in ceramica a portata d'acqua ridotta;
– aeratori che, introducendo aria nel getto d'acqua, permettono un flusso diffuso e abbondante con un minore utilizzo di acqua;
– materiali riciclabili e a ridotto impatto ambientale.

Mae collection's items are realized in stainless Aisi 316l steel that has unlimited life guaranteed by the resistance to the corrosive action of rust and external agents. The steel is also an eco-friendly material, which doesn't produce any produces harmful remains to man and the environment, both during processing and in the final product.

Mae mixers ensures an intelligent water consumption thanks to:
– cartridges with low-flow ceramic discs;
– aerators that, despite the reduced flow rate of the cartridges used, manage to produce a full stream with a good flow pattern by introducing air into the jet of water;
– low environmental impact and recyclable materials.



Mae Contract

P 338 Miscelatori lavabo e bidet | Basin and bidet mixers

Mae

P 339 Miscelatori lavabo e bidet | Basin and bidet mixers

P 341 Miscelatori lavabo a parete | Wall-mounted basin mixers

P 343 Bocche lavabo a pavimento/soffitto | Floor-standing/ceiling basin spouts


P 344 Miscelatori vasca | Bathtub mixers

P 344 Miscelatori incasso per vasca | Built-in bathtub mixers

P 346 Miscelatori incasso per doccia | Built-in shower mixers

P 350 Soffioni, doccini e piastre ad incasso |
Shower heads, hand showers and ceiling plates

P 355 Placche wc | Flush plates



Ergo_nomic

P 356 Miscelatore lavabo | Basin mixer

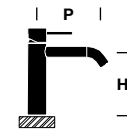
P 356 Miscelatore vasca | Bathtub mixer

P 356 Miscelatore bidet | Shower mixer



Miscelatore monocomando lavabo da piano |
Basin mixer

Dimensioni | Dimensions



P 12,5
H 9,5

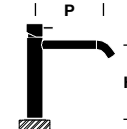
Materiali | Materials

Acciaio | Steel
Lucido | Polished
Satinato | Brushed



Miscelatore monocomando lavabo medio da piano |
Medium basin mixer

Dimensioni | Dimensions



P 16,5
H 13,5

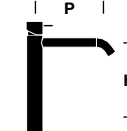
Materiali | Materials

Acciaio | Steel
Lucido | Polished
Satinato | Brushed



Miscelatore monocomando lavabo rialzato da piano |
High basin mixer

Dimensioni | Dimensions



P 26,5
H 16,5

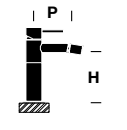
Materiali | Materials

Acciaio | Steel
Lucido | Polished
Satinato | Brushed



Miscelatore monocomando bidet |
Bidet mixer

Dimensioni | Dimensions



P 10,5
H 11,5

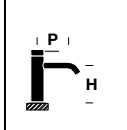
Materiali | Materials

Acciaio | Steel
Lucido | Polished
Satinato | Brushed



Miscelatore monocomando lavabo da piano |
Basin mixer

Dimensioni | Dimensions



P 12,5
H 9

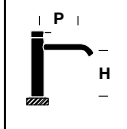
Materiali | Materials

Acciaio | Steel
Lucido | Polished
Satinato | Brushed
Black Luxury



Miscelatore monocomando lavabo medio da piano |
Medium basin mixer

Dimensioni | Dimensions



P 16,5
H 13

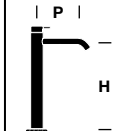
Materiali | Materials

Acciaio | Steel
Lucido | Polished
Satinato | Brushed
Black Luxury



Miscelatore monocomando lavabo rialzato da piano |
High basin mixer

Dimensioni | Dimensions



P 16,5
H 26

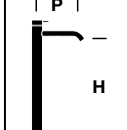
Materiali | Materials

Acciaio | Steel
Lucido | Polished
Satinato | Brushed
Black Luxury



Miscelatore monocomando lavabo rialzato alto da piano |
Tall basin mixer

Dimensioni | Dimensions



P 16,5
H 35

Materiali | Materials

Acciaio | Steel
Lucido | Polished
Satinato | Brushed
Black Luxury

Mae

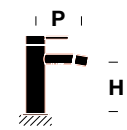
Miscelatori lavabo a parete

Wall-mounted basin mixers



Miscelatore monocomando bidet |
Bidet mixer


Dimensioni | Dimensions



P 11
H 11

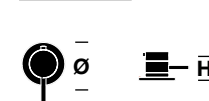
Materiali | Materials

Acciaio | Steel
Lucido | Polished
Satinato | Brushed
Black Luxury



Miscelatore monocomando remoto lavabo da piano |
Remote mixer control on deck

Dimensioni | Dimensions



H 4
Ø 5,5

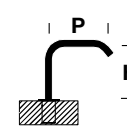
Materiali | Materials

Acciaio | Steel
Lucido | Polished
Satinato | Brushed
Black Luxury



Bocca lavabo orientabile da piano (160°) |
Basin spout on deck (160°)

Dimensioni | Dimensions



P 16
H 11

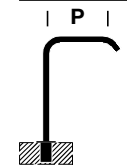
Materiali | Materials

Acciaio | Steel
Lucido | Polished
Satinato | Brushed
Black Luxury



Bocca lavabo rialzato orientabile da piano (160°) |
Basin high spout on deck (160°)

Dimensioni | Dimensions



P 20,5
H 25,5

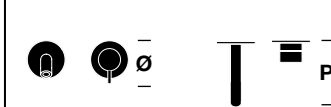
Materiali | Materials

Acciaio | Steel
Lucido | Polished
Satinato | Brushed
Black Luxury



Miscelatore lavabo incasso due fori canna corta |
Wall-mounted short spout basin mixer

Dimensioni | Dimensions



P 11
Ø 7

Materiali | Materials

Acciaio | Steel
Lucido | Polished
Satinato | Brushed
Black Luxury



Miscelatore lavabo incasso due fori canna lunga |
Wall-mounted long spout basin mixer

Dimensioni | Dimensions



P 19
Ø 7

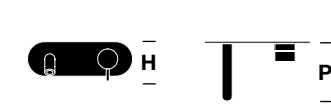
Materiali | Materials

Acciaio | Steel
Lucido | Polished
Satinato | Brushed
Black Luxury



Miscelatore lavabo incasso con piastra e canna corta |
Wall-mounted short spout basin mixer with backplate

Dimensioni | Dimensions



H 7
P 11

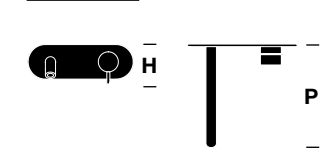
Materiali | Materials

Acciaio | Steel
Lucido | Polished
Satinato | Brushed
Black Luxury



Miscelatore lavabo incasso con piastra e canna lunga |
Wall-mounted long spout basin mixer with backplate

Dimensioni | Dimensions



H 7
P 19

Materiali | Materials

Acciaio | Steel
Lucido | Polished
Satinato | Brushed
Black Luxury

Mae

Bocca lavabo a pavimento / soffitto

Floor-standing / ceiling basin spouts



Miscelatore lavabo rialzato da piano con canna girevole (160°) |
Single lever tall basin mixer with swivel spout (160°)

Dimensioni | Dimensions



P 20,5
H 45,5

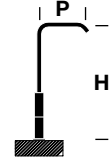
Materiali | Materials

Acciaio | Steel
Lucido | Polished
Satinato | Brushed
Black Luxury



Miscelatore lavabo rialzato da piano con canna grande girevole (160°) |
Single lever tall basin mixer with swivel big spout (160°)

Dimensioni | Dimensions



P 20,5
H 55,5

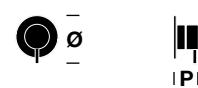
Materiali | Materials

Acciaio | Steel
Lucido | Polished
Satinato | Brushed
Black Luxury



Miscelatore monocomando incasso |
Wall-mounted remote mixer control

Dimensioni | Dimensions



P 4
Ø 7

Materiali | Materials

Acciaio | Steel
Lucido | Polished
Satinato | Brushed
Black Luxury



Piantana lavabo a pavimento |
Floor-standing basin mixer

Dimensioni | Dimensions



P 20,5
H 106

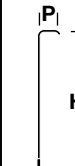
Materiali | Materials

Acciaio | Steel
Lucido | Polished
Satinato | Brushed
Black Luxury



Bocca lavabo con alimentazione a pavimento |
Floor-standing basin spout

Dimensioni | Dimensions



P 16
H 104

Materiali | Materials

Acciaio | Steel
Lucido | Polished
Satinato | Brushed
Black Luxury



Bocca lavabo con canna lunga con alimentazione a pavimento |
Floor-standing long spout for basin

Dimensioni | Dimensions



P 20,5
H 118,5

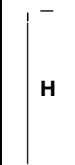
Materiali | Materials

Acciaio | Steel
Lucido | Polished
Satinato | Brushed
Black Luxury



Bocca lavabo con alimentatore a soffitto |
Ceiling basin spout

Dimensioni | Dimensions



H 145

Materiali | Materials

Acciaio | Steel
Lucido | Polished
Satinato | Brushed
Black Luxury

Mae

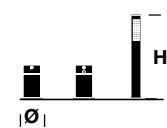
Miscelatori vasca

Bathtub mixers



Gruppo bordo vasca 3 fori con deviatore 2 vie |
3 holes bathtub mixer group with 2 ways diverter

Dimensioni | Dimensions



H 19,5
Ø 5,5

Materiali | Materials

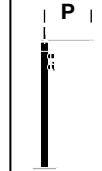
Acciaio | Steel
Lucido | Polished
Satinato | Brushed
Black Luxury

portata massima
BAR 3
(uscita libera) Lt/m 26,0



Piantana vasca a pavimento con doccino |
Floor-standing bathtub mixer with hand shower

Dimensioni | Dimensions



P 34,5
H 105

Materiali | Materials

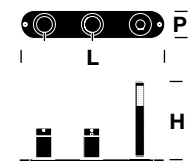
Acciaio | Steel
Lucido | Polished
Satinato | Brushed
Black Luxury

portata massima
BAR 3
(uscita libera) Lt/m 26,0



Gruppo bordo vasca con piastra e deviatore 2 vie |
Bathtub mixer group with 2 ways diverter

Dimensioni | Dimensions



P 7
H 19,5
L 36

Materiali | Materials

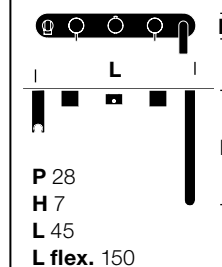
Acciaio | Steel
Lucido | Polished
Satinato | Brushed
Black Luxury

portata massima
BAR 3
(uscita libera) Lt/m 26,0



Gruppo incasso termostatico vasca, collettore 2 vie, bocca di erogazione flessibile e doccino (raccordo 3/4) | Wall-mounted thermostatic bathtub mixer, 2 ways diverter, spout, flexible hose and hand shower (3/4 connection)

Dimensioni | Dimensions



P 28
H 7
L 45
L flex. 150

Materiali | Materials

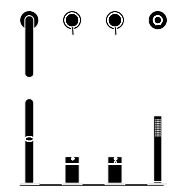
Acciaio | Steel
Lucido | Polished
Satinato | Brushed
Black Luxury

portata massima
BAR 3
(uscita libera) Lt/m 40,0



Gruppo bordo vasca 4 fori con deviatore 2 vie e bocca di erogazione |
4 holes bathtub mixer group with 2 ways diverter and spout

Dimensioni | Dimensions



P 15
H 24

Materiali | Materials

Acciaio | Steel
Lucido | Polished
Satinato | Brushed
Black Luxury

portata massima
BAR 3
(uscita libera) Lt/m 26,0



Bocca vasca a parete |
Wall-mounted bathtub spout

Dimensioni | Dimensions



P 19

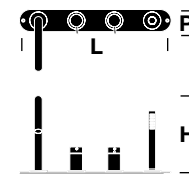
Materiali | Materials

Acciaio | Steel
Lucido | Polished
Satinato | Brushed
Black Luxury



Gruppo bordo vasca con piastra e deviatore 2 vie e bocca di erogazione |
Bathtub mixer group with 2 ways diverter and spout

Dimensioni | Dimensions



P 7
H 24
L 48

Materiali | Materials

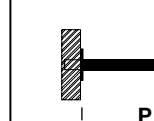
Acciaio | Steel
Lucido | Polished
Satinato | Brushed
Black Luxury

portata massima
BAR 3
(uscita libera) Lt/m 26,0



Bocca vasca a parete |
Wall-mounted bathtub spout

Dimensioni | Dimensions



P 25

Materiali | Materials

Acciaio | Steel
Lucido | Polished
Satinato | Brushed
Black Luxury

Mae

Miscelatori incasso per doccia

Built-in shower mixers



Miscelatore monocomando incasso |
Built-in shower mixer

Dimensioni | Dimensions



P 4
Ø 7

Materiali | Materials

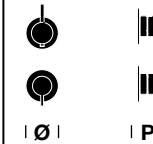
Acciaio | Steel
Lucido | Polished
Satinato | Brushed
Black Luxury

portata massima
BAR 3
(uscita libera) Lt/m 26,0



Gruppo doccia incasso con deviatore 2 vie |
Built-in 3 ways diverter

Dimensioni | Dimensions



P 4
Ø 7

Materiali | Materials

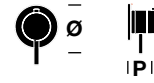
Acciaio | Steel
Lucido | Polished
Satinato | Brushed
Black Luxury

portata massima
BAR 3
(uscita libera) Lt/m 26,0



Miscelatore incasso termostatico coassiale con regolazione di portata |
Built-in coaxial thermostatic shower mixer with water flow regulation

Dimensioni | Dimensions



P 5
Ø 7

Materiali | Materials

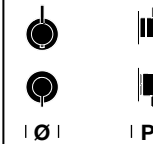
Acciaio | Steel
Lucido | Polished
Satinato | Brushed
Black Luxury

portata massima
BAR 3
(uscita libera) Lt/m 26,0



Gruppo doccia incasso con deviatore 3 vie |
Built-in shower mixer with 3 ways diverter

Dimensioni | Dimensions



P 4
Ø 7

Materiali | Materials

Acciaio | Steel
Lucido | Polished
Satinato | Brushed
Black Luxury

portata massima
BAR 3
(uscita libera) Lt/m 26,0



Comando deviatore incasso 2 vie |
Built-in 2 ways diverter

Dimensioni | Dimensions



P 4
Ø 7

Materiali | Materials

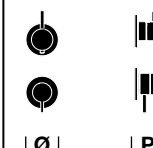
Acciaio | Steel
Lucido | Polished
Satinato | Brushed
Black Luxury

portata massima
BAR 3
(uscita libera) Lt/m 28,0



Gruppo doccia incasso termostatico coassiale con regolatore
di portata e deviatore 2 vie | Built-in coaxial thermostatic shower
mixer with 2 ways diverter and water flow regulation

Dimensioni | Dimensions



P 5
Ø 7

Materiali | Materials

Acciaio | Steel
Lucido | Polished
Satinato | Brushed
Black Luxury

portata massima
BAR 3
(uscita libera) Lt/m 26,0



Comando deviatore incasso 3 vie |
Built-in 3 ways diverter

Dimensioni | Dimensions



P 4
Ø 7

Materiali | Materials

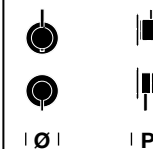
Acciaio | Steel
Lucido | Polished
Satinato | Brushed
Black Luxury

portata massima
BAR 3
(uscita libera) Lt/m 36,0



Gruppo doccia incasso termostatico coassiale con regolatore
di portata e deviatore 3 vie | Built-in coaxial thermostatic shower
mixer with 3 ways diverter and water flow regulation

Dimensioni | Dimensions



P 5
Ø 7

Materiali | Materials

Acciaio | Steel
Lucido | Polished
Satinato | Brushed
Black Luxury

portata massima
BAR 3
(uscita libera) Lt/m 26,0



Rubinetto di arresto - raccordo 3/4" |
Built-in stop valve with 3/4" connection

Dimensioni | Dimensions



P 5
Ø 7

Materiali | Materials

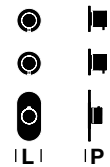
Acciaio | Steel
Lucido | Polished
Satinato | Brushed
Black Luxury

portata massima
BAR 3
(uscita libera) Lt/m 40,0



Miscelatore incasso termostatico con collettore 2 vie - raccordo 3/4" |
Thermostatic built-in shower mixer with stop valve with 3/4" connection

Dimensioni | Dimensions



L 7
P 5

Materiali | Materials

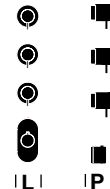
Acciaio | Steel
Lucido | Polished
Satinato | Brushed
Black Luxury

portata massima
BAR 3
(uscita libera) Lt/m 40,0



Miscelatore incasso termostatico con collettore 3 vie e raccordi 3/4" |
Thermostatic built-in mixer with 3 ways manifold with 3/4" connection

Dimensioni | Dimensions



L 7
P 5

Materiali | Materials


Acciaio | Steel
Lucido | Polished
Satinato | Brushed
Black Luxury

portata massima
BAR 3
(uscita libera) Lt/m 40,0



Miscelatore incasso termostatico con collettore 4 vie e raccordi 3/4" |
Thermostatic built-in mixer with 4 ways manifold with 3/4" connection

Dimensioni | Dimensions



L 7
P 5

Materiali | Materials

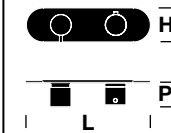
Acciaio | Steel
Lucido | Polished
Satinato | Brushed
Black Luxury

portata massima
BAR 3
(uscita libera) Lt/m 40,0



Miscelatore incasso termostatico con rubinetto di chiusura - raccordo 3/4" |
Thermostatic built-in shower mixer with stop valve with 3/4" connection

Dimensioni | Dimensions



L 25
P 5
H 7

Materiali | Materials

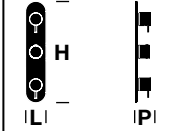
Acciaio | Steel
Lucido | Polished
Satinato | Brushed
Black Luxury

portata massima
BAR 3
(uscita libera) Lt/m 40,0



Miscelatore incasso termostatico con deviatore a 2 vie e rubinetto di chiusura, per un totale di 3 uscite - raccordo 3/4" |
Thermostatic built-in mixer with two ways diverter and stop valve with 3/4" connection

Dimensioni | Dimensions



L 7
P 5
H 34

Materiali | Materials

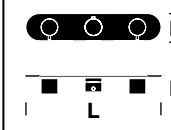
Acciaio | Steel
Lucido | Polished
Satinato | Brushed
Black Luxury

portata massima
BAR 3
(uscita libera) Lt/m 40,0



Miscelatore incasso termostatico con 2 rubinetti di chiusura (raccordi 3/4") |
Thermostatic built-in mixer with two ways diverter and stop valve with 3/4" connection

Dimensioni | Dimensions



L 34
P 5
H 7

Materiali | Materials

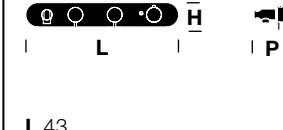
Acciaio | Steel
Lucido | Polished
Satinato | Brushed
Black Luxury

portata massima
BAR 3
(uscita libera) Lt/m 40,0



Gruppo doccia incasso termostatico, collettore due vie, rubinetto di chiusura, flessibile e doccia (raccordo 3/4") |
Horizontal built-in shower group made of thermostatic mixer, two ways manifold, stop valve, hand shower and flexible hose (3/4" connection)

Dimensioni | Dimensions



L 43
H 7
P 11
L flex. 150

Materiali | Materials

Acciaio | Steel
Lucido | Polished
Satinato | Brushed
Black Luxury

portata massima
BAR 3
(uscita libera) Lt/m 26,0

Mae

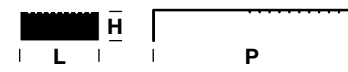
Soffioni, doccini e piastre per doccia

Shower heads, hand showers and ceiling plates



Soffione rettangolo a parete |
Rectangular wall-mounted shower head

Dimensioni | Dimensions



L 20
P 50
H 8

Materiali | Materials

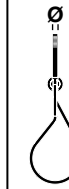
Acciaio | Steel
Lucido | Polished
Satinato | Brushed

BAR 1-2-3
Lt/m 11,0-17,0-22,0



Presa acqua con supporto, doccino e flessibile |
Shower kit with water plug with holder, flexible hose and slim hand shower

Dimensioni | Dimensions



H 19,5
Ø 2,3
L flex. 150

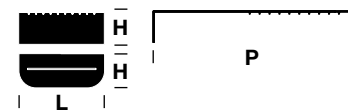
Materiali | Materials

Acciaio | Steel
Lucido | Polished
Satinato | Brushed
Black Luxury



Soffione rettangolo a parete con cascata |
Rectangular wall-mounted shower head and built-in waterfall

Dimensioni | Dimensions



L 20
P 50
H 8

Materiali | Materials

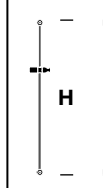
Acciaio | Steel
Lucido | Polished
Satinato | Brushed

BAR 1-2-3
Soffione
Lt/m 11,0-17,0-22,0
Cascata
Lt/m 11,0-16,0-20,5



Asta saliscendi |
Shower bar

Dimensioni | Dimensions



H 70

Materiali | Materials

Acciaio | Steel
Lucido | Polished
Satinato | Brushed



Bocca a cascata incasso |
Built-in waterfall

Dimensioni | Dimensions



L 27
H 3,5

Materiali | Materials

Acciaio | Steel
Lucido | Polished
Satinato | Brushed



Braccio per soffione doccia a parete |
Wall-mounted shower arm

Dimensioni | Dimensions



P 35,2
H 8

Materiali | Materials

Acciaio | Steel
Lucido | Polished
Satinato | Brushed
Black Luxury



Bocca a cascata a parete |
Wall-mounted waterfall

Dimensioni | Dimensions



L 20
P 12,8
H 6,2

Materiali | Materials

Acciaio | Steel
Lucido | Polished
Satinato | Brushed

BAR 1-2-3
Lt/m 11,0-16,0-20,5



Braccio per soffione doccia a soffitto |
Ceiling shower arm

Dimensioni | Dimensions



H 20,8

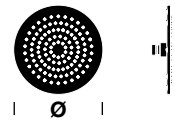
Materiali | Materials

Acciaio | Steel
Lucido | Polished
Satinato | Brushed
Black Luxury



Soffione rotondo ispezionabile |
Inspectionable round shower head

Dimensioni | Dimensions




Ø 22,5

Materiali | Materials

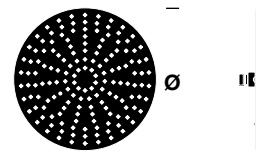
Acciaio | Steel
Lucido | Polished
Satinato | Brushed
Black Luxury

BAR 1-2-3
Lt/m 10,0-16,0-21,0



Soffione tondo ispezionabile |
Inspectionable round shower head


Dimensioni | Dimensions



Ø 32,5

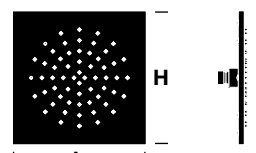
Materiali | Materials

Acciaio | Steel
Lucido | Polished
Satinato | Brushed
Black Luxury



Soffione quadro ispezionabile |
Inspectionable squared shower head


Dimensioni | Dimensions



L 22,5
H 22,5

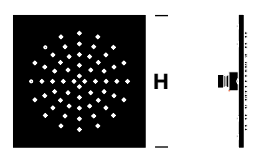
Materiali | Materials

Acciaio | Steel
Lucido | Polished
Satinato | Brushed
Black Luxury



Soffione quadro ispezionabile |
Inspectionable squared shower head


Dimensioni | Dimensions



L 32,5
H 32,5

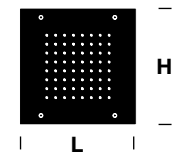
Materiali | Materials

Acciaio | Steel
Lucido | Polished
Satinato | Brushed
Black Luxury



Piastra soffione incasso 30x30 |
30x30 built-in ceiling plate

Dimensioni | Dimensions




L 30
H 30

Materiali | Materials

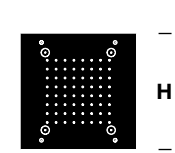
Acciaio | Steel
Lucido | Polished
Satinato | Brushed
Black Luxury

BAR 1-2-3
Lt/m 11,0-16,0-20,0



Piastra soffione incasso 30x30 con nebulizzatori |
30x30 built-in ceiling plate with nebulizers

Dimensioni | Dimensions




L 30
H 30

Materiali | Materials

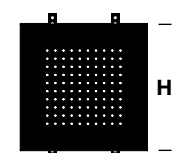
Acciaio | Steel
Lucido | Polished
Satinato | Brushed
Black Luxury

BAR 1-2-3
soffione | ceiling plate
Lt/m 11,0-16,0-20,0
nebulizzatore | nebulizer 1-2-2,5



Piastra soffione incasso 43x43 |
43x43 built-in ceiling plate

Dimensioni | Dimensions




L 43
H 43

Materiali | Materials

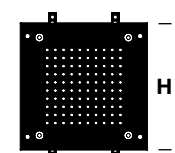
Acciaio | Steel
Lucido | Polished
Satinato | Brushed
Black Luxury

BAR 1-2-3
Lt/m 11,0-17,0-22,0



Piastra soffione incasso 43x43 con nebulizzatori |
43x43 built-in ceiling plate with nebulizers

Dimensioni | Dimensions



L 43
H 43

Materiali | Materials


Acciaio | Steel
Lucido | Polished
Satinato | Brushed
Black Luxury

BAR 1-2-3
soffione | ceiling plate
Lt/m 11,0-17,0-22,0
nebulizzatore | nebulizer 1-2-2,5

Mae

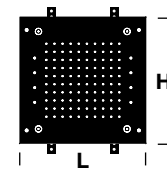
Placche wc

Flush plates



Piastra soffione incasso 43x43 con cromoterapia con comando remoto touch | 43x43 built-in ceiling plate with chrome therapy and touch remote control

Dimensioni | Dimensions




L 43
H 43

Materiali | Materials

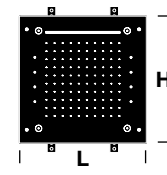
Acciaio | Steel
Lucido | Polished
Satinato | Brushed
Black Luxury

BAR 1-2-3
Lt/m 11,0-17,0-22,0



Piastra soffione incasso 43x43 con cascata e nebulizzatori | 43x43 built-in ceiling plate with waterfall and nebulizers

Dimensioni | Dimensions




L 43
H 43

Materiali | Materials

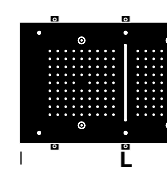
Acciaio | Steel
Lucido | Polished
Satinato | Brushed
Black Luxury

BAR 1-2-3
soffione | ceiling plate
Lt/m 11,0-17,0-22,0
singola cascata | waterfall
Lt/m 11,0-16,5-21,0
nebulizzatore | nebulizer 1-2-2,5



Piastra soffione incasso 70x40 con cascata e nebulizzatori | 70x40 built-in ceiling plate with waterfall and nebulizers

Dimensioni | Dimensions




L 70
H 40

Materiali | Materials

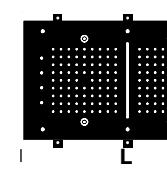
Acciaio | Steel
Lucido | Polished
Satinato | Brushed
Black Luxury

BAR 1-2-3
Lt/m 13,0-19,7-23,8



Piastra soffione incasso 70x40 con cascata, cromoterapia, comando remoto touch e nebulizzatori | 70x40 built-in ceiling plate with waterfall, chrome therapy, touch remote control and nebulizers

Dimensioni | Dimensions



L 70
H 40

Materiali | Materials

Acciaio | Steel
Lucido | Polished
Satinato | Brushed
Black Luxury

BAR 1-2-3
soffione | ceiling plate
Lt/m 13,0-19,7-23,8
singola cascata | waterfall
Lt/m 11,0-16,5-21,0



Placca per cassetta wc doppio flusso | wc plate for dual flush system

Dimensioni | Dimensions



L 26
H 16,5

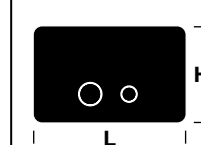
Materiali | Materials

Acciaio | Steel
Lucido | Polished
Satinato | Brushed



Placca per cassetta wc doppio flusso | wc plate for dual flush system

Dimensioni | Dimensions



L 26
H 16,5

Materiali | Materials

Acciaio | Steel
Lucido | Polished
Satinato | Brushed

Ergo_nomic

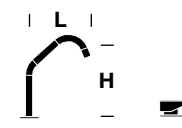
Miscelatori lavabo-vasca-doccia

Basin-bathtub-shower mixers



Comando remoto in Corian® con canna orientabile in acciaio Aisi 316I |
Mixer group with Corian® remote control on deck and swivel spout made
in stainless steel Aisi 316I

Dimensioni | Dimensions

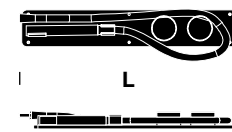


L 16
H 16,9




Rubinetteria Ergo_nomic bordo vasca |
Ergo_nomic bathtub mixer group

Dimensioni | Dimensions

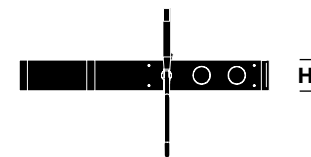


L 20

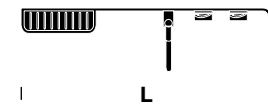


Mensola Ergo_nomic in Corian con gruppo doccia |
Ergo_nomic shelf in Corian with shower mixer group

Dimensioni | Dimensions



L 80-100
H 12
L flex. 150



Versione destra e sinistra |
Right and left version

Accessori
Accessories



P 362 Minimal



P 364 Smooth



P 366 Ergo_nomic



P 368 Unico



P 370 Unico



P 378 Fonte



P 376 Hole

Portabiancheria
Laundry basket



P 382 Fonte

P 368 Unico

P 377 Hole

Piccoli contenitori
Small holders




P 400 Japan



P 401 Quadro

Accessori Accessories

Per vasca For bathtub



P 389 Unico vassoio | Tray



P 390 Unico poggiatesta | Headrest



P 391 Unico mensola | Shelf



P 392 Ergo_nomic vassoio | Tray



P 393 Fonte mensola | Shelf



P 394 Modulo accanto vasca |
Freestanding element

Per doccia For shower



P 395 Seduta quadrata | Squared seat



P 396 Seduta ovale | Oval seat



P 397 Sgabello | Stool



P 398 Gruccia tira acqua | Cleaner-hanger



P 399 Appendino | Hook

Minimal

Serie di accessori in acciaio
inox lucido o satinato.
Portaspazzolini e dosatore
sapone sono in Derlin bianco.

Stainless steel accessories
collection, they can be
polished or brushed. Tooth-
brush holder and dispenser
are made in white Derlin.



1. Appendino | Hook



2-3. Portasalviette | Towel rail
L 30-40-60



4. Portarotolo | Paper holder



5. Portaspazzolino in Derlin |
Derlin tooth-brush holder



6. Dispenser sapone in Derlin |
Derlin soap dispenser



7. Portascopino appoggio |
Freestanding brush holder



7. Portascopino da parete |
Wall hung brush holder

Dimensioni | Dimensions

- 1. Ø 3
- 2. L 60
- 3. L 40
- 4. L 13
- 5. Ø 6 H 15
- 6. Ø 6 H 20
- 7. Ø 8 H 48

Materiali | Materials

- Derlin**
Bianco | White
- Korakril™**
Pure White
- Acciaio Inox | Stainless steel**
Lucido | Polished
Satinato | Brushed


Smooth

Serie di accessori in Corian®
anche colorato e gel grigio.

Corian® accessories
collection, they can be white
or colored. Some of them
are made in grey gel.



1. Appendino | Hook



2. Portasalvietta Corian® |
Corian® towel rail L 45



3. Portarotolo | Paper holder



4. Portaspazzolino in Gel |
Gel tooth-brush holder



5. Dispenser sapone in Gel |
Gel soap dispenser



6. Portascopino in Gel |
Freestanding Gel brush holder



4a. Portaspazzolino in Corian® |
Corian® tooth-brush holder



5a. Dispenser sapone in Corian® |
Corian® soap dispenser

Dimensioni | Dimensions

- 1. L 5 H 10
- 2. L 45 H 5
- 3. L 20
- 4. L 8 P 8 H 14
- 4a. L 7 P 7 H 14
- 5. L 8 P 8 H 21
- 5a. L 7 P 7 H 21
- 6. Ø 6 H 15


Materiali | Materials

- Corian®**
- Glacier White
- Deep Nocturne
- Gel**
- grigio | gray


Ergo_nomic

Serie di accessori in acciaio aisi 316l e Corian® Glacier White. Giulio Gianturco design.

Stainless steel Aisi 316l and Glacier White Corian® accessories collection.



1. Appendino | hook



2-3. Portasalviette | Towel rail
L 40-60



4. Mensola | Shelf
L 45-60



5. Portarotolo doppio |
Double paper holder



4. Mensola con barra portasalviette |
Shelf with towel rail L 60



6. Portascopino appoggio |
Freestanding brush holder



6. Portascopino da parete |
Wall hung brush holder

Dimensioni | Dimensions

- 1. L 5 H 5
- 2. L 60 H 5
- 3. L 40 H 5
- 4. L 45-60 H 21 H 24-36
- 5. L 25 H 11
- 6. L 25 H 11 P 25


Materiali | Materials

Acciaio | Stainless Steel
Lucido | Polished
Satinato | Brushed


Corian®
Glacier White



1. Portasalviette | Towel rail



2. Mensola | Shelf
L 35-45-60



3. Portarotolo | Paper wolder



4. Mensola con dosatore |
Shelf with dispenser



4a. Mensola con portaspazzolino |
Shelf with tooth-brush holder




4b. Mensola con dosatore e
portaspazzolino | Shelf with
dispenser and tooth-brush holder



4c. Portaspazzolino |
Tooth-brush holder



4d. Dosatore |
Dispenser



5. Portascopino |
Brush holder



6. Portabiancheria |
Laundry basket



7. Portabiancheria |
Laundry basket

Dimensioni | Dimensions

- 1. L 35-45-60 H 3
- 2. L 20-45-60 P 12 H 3
- 3. P 8 H 3
- 4, 4a, 4b. L 20 P 12 H 4
- 4c. Ø 6 H 10
- 4d. Ø 6 H 15
- 5. L 9 P 9 H 45
- 6. L 30 P 30 H 51
- 7. Ø 30 H 51

Materiali | Materials

Corian®
tutti i colori | all colors available

Unico

Mensola Shelf

Mensola in Corian® anche colorato, applicabile in tutte le pareti della stanza da bagno e non solo.

Corian® shlef that can be white or colored. It is useful in any bathroom's area and in other rooms as well.



Unico

Pensile a giorno Open element

Pensili a giorno in Corian® anche colorato, disponibili anche nella versione ad incasso a parete.

Wall open elements made in white or colored Corian®. Available also the recessed version.



Esterno | External installation

Incasso | Built-in installation

Dimensioni | Dimensions

L 48-60-72-96
P 12
H 12

Materiali | Materials

Corian®
tutti i colori | all colors available

Utilizzo in doccia | Shower application



Dimensioni | Dimensions

L 24
P 12
H 24-48-72-96

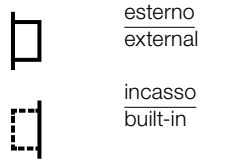
Materiali | Materials

Corian®
tutti i colori | all colors available

Utilizzo in doccia | Shower application



Installazione | Installation



Unico

Pensile a giorno Open element



Esterno | External installation

Pensili a giorno in Corian® anche colorato, disponibili anche nella versione ad incasso a parete.

Wall open elements made in white or colored Corian®. Available also the recessed version.

Unico

Pensile a giorno Open element

Mensole in Corian®, anche colorato, dal caratteristico sottile profilo.

White or colored Corian® shelves.



Incasso | Built-in installation



Dimensioni | Dimensions

L 24-48-72-96
P 12
H 24

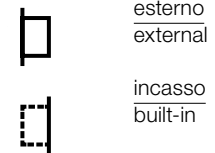
Materiali | Materials

Corian®
tutti i colori | all colors available

Utilizzo in doccia | Shower application



Installazione | Installation



Dimensioni | Dimensions

L 48-72-96
P 12
H 48

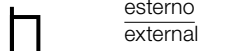
Materiali | Materials

Corian®
tutti i colori | all colors available

Utilizzo in doccia | Shower application



Installazione | Installation



Unico

Mensola Shelf

Mensole in Corian®,
anche colorato, dallo
sviluppo orizzontale.

White or colored Corian®
shelves.



Dimensioni | Dimensions

L 48-60-72-96
P 12
H 24

Materiali | Materials

Corian®
tutti i colori | all colors available

Utilizzo in doccia | Shower application



Installazione | Installation



esterno
external

Unico

Mensola verticale Vertical shelf

Mensole in Corian®, anche
colorato, dal caratteristico sottile
profilo e sviluppo verticale.

White or colored Corian®
shelves.



Dimensioni | Dimensions

L 24
H 48-60-72-96
P 12

Materiali | Materials

Corian®
tutti i colori | all colors available

Utilizzo in doccia | Shower application



Installazione | Installation



esterno
external

Hole

Pensili
Wall elements

Pensili di forma circolare
in Corian® bianco esternamente
e nero internamente.

Rounded wall elements
realized in white Corian®
with black Corian® inside.



Hole

Portabiancheria
Laundry basket

Portabiancheria in Corian®
bianco con coperchio
in Corian® bianco e nero.

White Corian® laundry basket
with black detail on the cover.



Dimensioni | Dimensions

Ø 20-30-35
P 30-35

Materiali | Materials

Corian®
Glacier White
con dettaglio Deep Nocturne |
with Deep Nocturne detail

Utilizzo in doccia | Shower application



Installazione | Installation



esterno
external

Dimensioni | Dimensions

Ø 41
H 50

Materiali | Materials

Corian®
Glacier White
con dettaglio Deep Nocturne |
with Deep Nocturne detail

Fonte

Panchetta Bench

Panchetta con quattro gambe, realizzata in legno massello tinto olmo.

Solid wood stool with elm finishes.



Dimensioni | Dimensions

L 44
P 38
H 40

Materiali | Materials


Frassino tinto Olmo |
Ash wood with elm Finishes

Fonte

Panchetta Bench

Panchetta rettangolare realizzata in legno massello tinto olmo.

Solid wood bench with elm finishes.



Dimensioni | Dimensions

L 96
P 38
H 40

Materiali | Materials

Frassino tinto Olmo |
Ash wood with elm Finishes

Fonte

Sgabello Stool



Sgabello con tre gambe,
realizzato in legno
massello tinto olmo.

Solid wood stool
with elm finishes.

Dimensioni | Dimensions

Ø 28
H 43

Materiali | Materials

Frassino tinto olmo |
Ash wood with elm finishes

Fonte

Ciotola per sgabello Bowl for stool



Ciotola in Corian®
Glacier White, utile come seduta,
portaoggetti o ciotola pediluvio.

Glacier white Corian® bowl
for stool, that can be use as a
storage or for the footbath.

Dimensioni | Dimensions

Ø 35
H 11

Materiali | Materials

Corian®
Glacier White

Fonte

Portabiancheria Laundry basket



Portabiancheria in Corian®
Glacier White.

Corian® Glacier White
laundry basket.



Fonte

Portabiancheria con alberello Laundry basket with tree



Portabiancheria in Corian®
Glacier White con alberello
portasalviette in legno
massello tinto olmo.

Glacier White Corian® laundry
basket with a small wooden tree
which cab be used as a towel rail.



Dimensioni | Dimensions

L 48
P 33
H 45

Materiali | Materials

Corian®
Glacier White

Dimensioni | Dimensions

L 48
P 33
H 150

Materiali | Materials

Corian®
Glacier White
Frassino tinto olmo |
Ash wood with elm finishes

Fonte

Contenitore doppio con alberello Double holder with tree



Portabiancheria e portaoggetti,
in Corian® Glacier White,
con alberello portasalviette
in legno massello tinto olmo.

Glacier white Corian® laundry
basket with a storage tray and
a small wooden tree which
can be used as a towel rail.

Dimensioni | Dimensions

L 38
P 34
H 136

Materiali | Materials

Corian®
Glacier White
Frassino tinto olmo |
Ash wood with elm finishes

Fonte

Panca Bench



Dimensioni | Dimensions

L 96 - 144
P 48
L 40

Materiali | Materials

Frassino tinto olmo |
Ash wood with elm finishes

Panca in legno massello
tinto olmo da utilizzare come
porta lavabo o come panca
per sedersi, anche al di fuori
della stanza da bagno.

Solid wood bench with elm
finishes that can be used
as a seat in every room or
as a basement for the
washbasin.



Fonte

Panca con alberello Bench with tree



Panca e alberello portasalviette
in legno massello tinto olmo,
da utilizzare come porta lavabo
o come panca per sedersi.

Solid wood bench with elm
Finishes and small tree. It can be
used as a seat in every room or
as a basement for the washbasin.

Dimensioni | Dimensions

L 96-144
P 48
H 40-137

Materiali | Materials

Frassino tinto olmo |
Ash wood with elm finishes

Fonte

Contenitore con ruote Element with wheels



Contenitore in Corian® Glacier
White, scorrevole, su ruote
gommate monodirezionali.

Glacier White Corian® element
with unidirectional wheels

Dimensioni | Dimensions

L 43
P 43
H 30

Materiali | Materials

Corian®
Glacier White



Fonte

Separè
Dividing panel

Separè in legno massello tinto olmo, utile per creare uno sfondo, una zona vedo/non vedo o un divisorio come ad esempio tra i tavoli di un ristorante.

Dividing panel made in solid wood with elm finishes ideal to create an intimate and private setting in the bathroom or in other contexts too.



Dimensioni | Dimensions

L 96-120
H 170

Materiali | Materials

Frassino tinto Olmo |
Ash wood with elm Finishes

Accessori per vasca Accessories for bathtub

Vassoio | Tray

Vassoio portaoggetti in Corian®, anche colorato, utilizzabile in tutte le vasche di forma squadrata.

Storage tray made in white or colored Corian®, usable with all squared bathtubs.



Dimensioni | Dimensions

L 69-79
P 15

Materiali | Materials

Corian®
tutti i colori | all colors available

Accessori per vasca Accessories for bathtub

Poggiatesta | Headrest



Poggiatesta in gel bianco.

White gel headrest.



Dimensioni | Dimensions

L 30

Materiali | Materials

Gel
bianco | white

Accessori per vasca Accessories for bathtub

Mensola | Shelf



Mensola in Corian®, anche colorato, utile per appoggiare tutto il necessario a bordo vasca.

Shelf made in white or colored Corian®, suitable for supporting the objects near the bathtub.



Dimensioni | Dimensions

L 36
P 20
H 70

Materiali | Materials

Corian®
tutti i colori | all colors available

Accessori per vasca Accessories for bathtub

Vassoio | Tray



Vassoio in Corian® Glacier White, specifico per la vasca Ergo_nomic.

Glacier white Corian® tray specific for the Ergo_nomic bathtub.

Dimensioni | Dimensions

L 60-70
P 15

Materiali | Materials

Corian®
Glacier White

Accessori per vasca Accessories for bathtub

Mensola | Shelf



Mensola bordo vasca in legno massello tinto olmo, specifico per la vasca Fonte.

Solid wood bath shelf with elm finishes, specific for Fonte bathtub.

Dimensioni | Dimensions

L 30
P 21
H 3

Materiali | Materials

Frassino tinto olmo |
Ash wood with elm finishes

Accessori per vasca Accessories for bathtub

Modulo chiuso | Wood unit



Modulo in legno massello tinto olmo, pensato per l'accosto alle vasche di forma squadrata, come panca o elemento di arredo anche per le altre stanze della casa.

Solid wood element with elm finishes, designed to be matched with the squared bathtubs, as a bench. It can be a useful element even in other contexts.



Dimensioni | Dimensions

L 80-90
P 36
H 36

Materiali | Materials

Frassino tinto olmo |
Ash wood with elm finishes

Accessori per doccia Accessories for shower

Seduta quadrata | Squared seat



Seduta in acciaio e poliuretano bianco, una volta chiusa non ostacola il normale uso dello spazio doccia.

Reclinable shower seat made in white polyurethane and steel.



Dimensioni | Dimensions

L 36
P 35
H 5

Materiali | Materials

Poliuretano | Polyurethane
Bianco | White

Utilizzo in doccia | Shower application



Accessori per doccia

Accessories for shower

Seduta ovale | Seat



Seduta in acciaio e poliuretano bianco, una volta chiusa non ostacola il normale uso dello spazio doccia.

Reclinable shower seat made in white polyurethane and steel.



Dimensioni | Dimensions

L 40
P 34
H 6

Materiali | Materials

Poliuretano
Bianco | White

Utilizzo in doccia | Shower application



Accessori per doccia

Accessories for shower

Sgabello | Stool



Sgabello in Corian® Glacier White, utilizzabile all'interno della doccia.

Glacier white Corian® stool, usable even into the shower.



Dimensioni | Dimensions

L 36
P 23
H 46

Materiali | Materials

Corian®
Glacier White

Utilizzo in doccia | Shower application



Accessori per doccia

Accessories for shower

Gruccia tira acqua | Cleaner-hanger

Gruccia appendi accappatoio e tira acqua, realizzata metallo rivestito in gel grigio.

Hanger for toweling robe and cleaner for the shower screen. it is realized in metal and covered by a grey gel.



Dimensioni | Dimensions

L 30
H 15

Materiali | Materials

Gel
Grigio | Grey

Utilizzo in doccia | Shower application



Accessori per doccia

Accessories for shower

Appendino | Hook

Appendino per accappatoio in acciaio Inox.

Stainless steel hook for toweling robe.



Dimensioni | Dimensions

L 3
H 10

Materiali | Materials

Acciaio Inox | Stainless steel
Lucido | polished
Satinato | brushed

Utilizzo in doccia | Shower application



Piccoli contenitori

Small holders

Japan



Portaspazzolino e contenitori utili non solo per l'ambiente bagno. Realizzati in Korakril™ pure white in Cocciopesto in due colori.

Bowls and tooth-brush holders for bathroom. They are made in Korakril™ or Cocciopesto, available in two colors



Dimensioni | Dimensions

- 1. Ø 12 H 12
- 2. Ø 17 H 8
- 3. Ø 26 H 5

Materiali | Materials

Korakril™
Pure White

Cocciopesto
Sabbia
Grigiocielo

Piccoli contenitori

Small holders

Quadro



Portaspazzolino e contenitori utili non solo per l'ambiente bagno. Realizzati in gel grigio, sono pieghevoli e morbidi al tatto.

Holders for bathroom made in soft touch grey gel.

Dimensioni | Dimensions

- 1. L 10 P 10 H 13
- 2. L 10 P 10 H 8
- 3. L 20 P 20 H 8


Materiali | Materials

Gel
Grigio

Accessori
Accessories

Finiture
Finishes

Corian® (Matt)



Glacier White




Silver Gray



Clay



Deep Nocturne



Bone

Cocciopesto



Sabbia



Grigiocielo

Legno | Wood



frassino tinto olmo |
ash wood elm finishing

Sanitari
Sanitary wares



P 406 Maybe.2



P 407 About.2

Maybe.2

Sanitari sospesi dalla forma squadrata, in ceramica bianca lucida o satinata, abbinabili a tutte le collezioni Rexa Design. Disponibili nella versione tradizionale o senza brida.

Square-shaped suspended sanitary wares, available in glossy or satin white ceramic, combinable with all Rexa Design collections. Available in the standard version or without rim.



Dimensioni | Dimensions



wc bidet

L 36
P 55

Su ordinazione anche versione a terra. | Freestanding version available on demand.

Materiali | Materials

Ceramica | Ceramic
Lucido | Glossy
Opaco | Mat

NO RIM

Disponibile nella versione tradizionale e senza brida. NO RIM: l'assenza della brida per una pulizia molto più semplice. | wc available in traditional or rimless versions. Rimless for an easier cleaning.

Coprivaso | Seat cover

Coprivaso Slim con sistema a sgancio rapido. | Slim toilet seat with quickrelease system.

About.2

Sanitari sospesi dalla forma morbida, in ceramica bianca lucida o satinata, abbinabili a tutte le collezioni Rexa Design. Disponibili nella versione tradizionale o senza brida.

Round-shaped suspended sanitary wares, available in glossy or satin white ceramic, combinable with all Rexa Design collections. Available in the standard version or without rim.



Dimensioni | Dimensions



wc bidet

L 38
P 53

Su ordinazione anche versione a terra. | Freestanding version available on demand.

Materiali | Materials

Ceramica | Ceramic
Lucido | Glossy
Opaco | Mat

NO RIM

Disponibile nella versione tradizionale e senza brida. NO RIM: l'assenza della brida per una pulizia molto più semplice. | wc available in traditional or rimless versions. Rimless for an easier cleaning.


Coprivaso | Seat cover

Coprivaso Slim con sistema a sgancio rapido. | Slim toilet seat with quickrelease system.

Rivestimenti

Wall / floor paneling and fibreglass paper

Corian®



P 410 Unico Liscio | Smooth



P 411 Unico Quadro | Squared



P 412 Hamman



P 413 Warp

Mattoncini in cotto

Clay bricks



P 414 Hamman

Fibra



P 415 Tweed | Spigato



P 416 Nattè


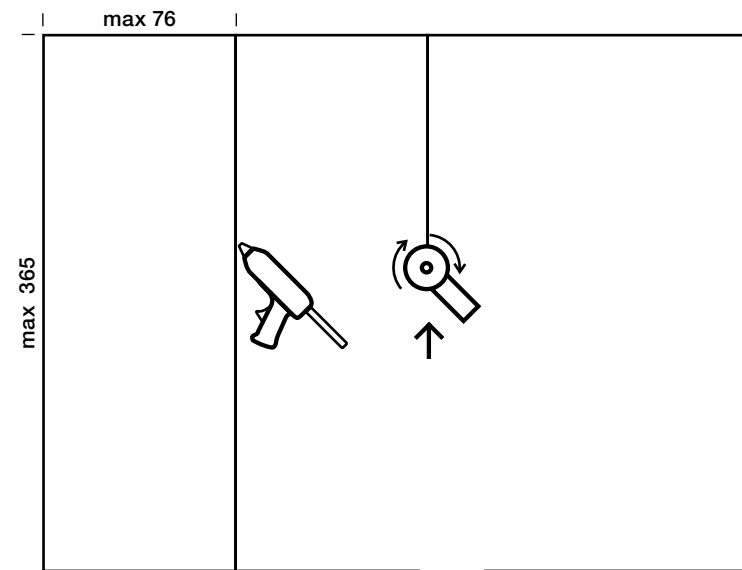


P 417 Tricot

Corian® Unico Liscio Smooth

Rivestimento per pareti e pavimenti in Corian®, viene fornito nelle dimensioni adatte per la singola installazione. È possibile incollare e levigare in loco i vari elementi per ottenere una superficie continua.

Corian® wall and floor paneling, supplied in the appropriate size for a single installation. It is possible to glue and polish the tiles on site in order to obtain a smooth surface.



Dimensioni | Dimensions

Pannelli lisci con dimensioni massime per un unico pezzo | Smooth panels with maximum dimension for a single piece

L 76
H 365
SP 1,2

Utilizzo in doccia | Shower application



Materiali | Materials

Corian®
tutti i colori | all colors available

Servizio installazione | Installation service


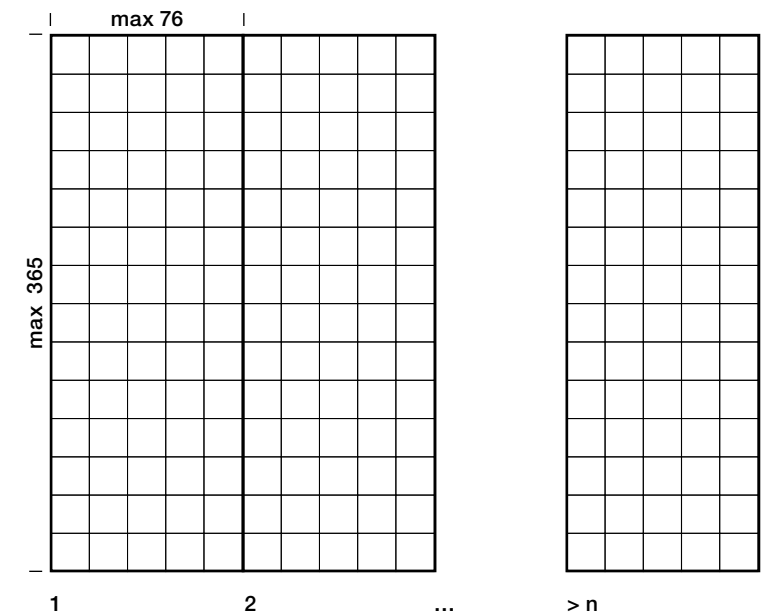


disponibile
available

Corian® Unico Quadro Squared

Rivestimento per pareti e pavimenti in Corian®. Il decoro quadrato, personalizzabile nelle dimensioni, è realizzato con singoli elementi oppure dall'incisione di lastre con misure adatte alla singola installazione.

Corian® wall and floor paneling, with a square decoraton that can be customized in size. It is realized in single tiles or supplied in milled panels suitable for a single installation.



Dimensioni | Dimensions

Piastrella | Tile



L 12 personalizzabili
H 12 customizable

Lastra unica incisa | milled on panels with maximum dimension for a single piece

L 72
H 365
SP 1,2

Utilizzo in doccia | Shower application



Materiali | Materials

Corian®
tutti i colori | all colors available

Servizio installazione | Installation service

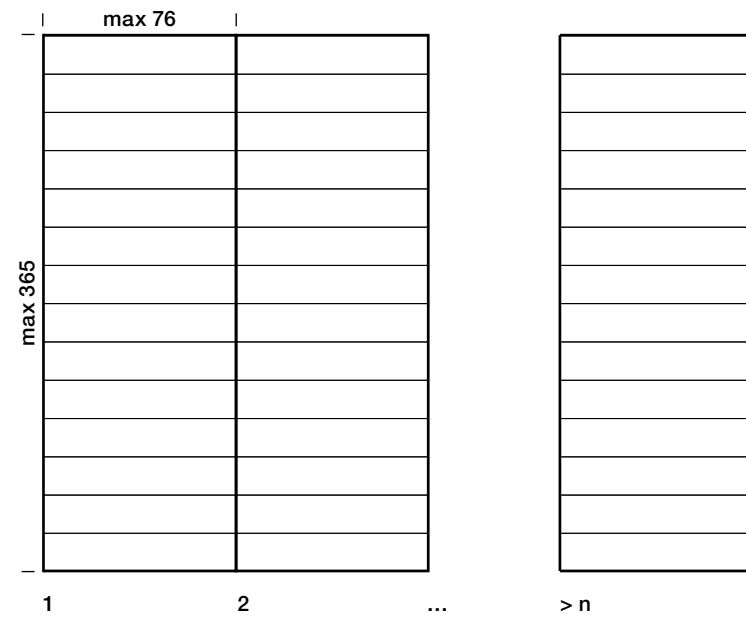


disponibile
available

Corian® Hammam

Rivestimento per pareti e pavimenti, in Corian®. Il decoro è realizzato in singoli listelli o dall'incisione di lastre fornite in dimensioni adatte alla singola installazione.

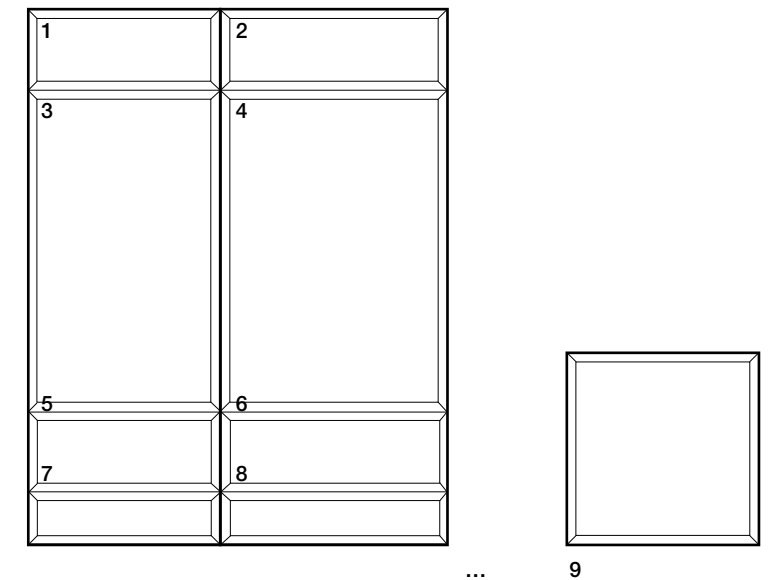
Corian® wall and floor paneling. It is realized in single tiles or supplied in milled panels suitable for a single installation.



Corian® Warp

Rivestimento in Corian® diamantato per pareti, realizzato in formati singoli o inciso su lastre. Carlo Dal Bianco Architetto design.

Corian® wall and floor paneling. It is realized in single tiles or supplied in milled panels suitable for a single installation.



Dimensioni | Dimensions

Listelli | Tiles

L 60-90
H 6
SP 1,2

Lastra unica incisa | milled on panels with maximum dimension for a single piece

L 60-90
H 365

Utilizzo in doccia | Shower application



Materiali | Materials

Corian®
Glacier White

Servizio installazione | Installation service



disponibile
available

Dimensioni | Dimensions

L	H
15	15
30	15-30
45	15-30-45
60	15-30-45-60
90	15-30-45-60-90
120	15-30-45-60-90-120
180	15-30

SP 1,2

Utilizzo in doccia | Shower application



Materiali | Materials

Corian®
Glacier White
Silver Gray
Clay
Bone

Servizio installazione | Installation service



disponibile
available

Hamмам

Cotto

Clay bricks

Mattoncini realizzati a mano in argilla cotta. Sono disponibili nella versione rettangolare, la forma a "C" per creare la colonna doccia e quella per realizzare le mensole.

Handmade clay bricks, available in a rectangular form, in a "C" shapes, used to create the shower column, or in a bigger size to create the shelves.



Dimensioni | Dimensions

L 30	L 30	L 30
H 6	H 6	H 6
P 1,5	P 9	P 9

Utilizzo in doccia | Shower application



disponibile con protettivo
available with protection coat

Materiali | Materials

Cotto | Clay bricks
Vinaccia
Grigio
Marrone

Servizio installazione | Installation service




Fibra

Spigato

Tweed

Fibra di vetro stampata con il decoro a spina di pesce, trattata con l'apposito kit protettivo è utilizzabile all'interno della zona doccia.

Glass fiber wallpaper with Tweed decoration. It can be laid even into the shower, thanks to the waterproof protection coating.



Dimensioni | Dimensions

L 94
H su misura | tailored

Utilizzo in doccia | Shower application



Colori disponibili | Available colors

Grigio | Grey

Servizio installazione | Installation service



disponibile
available

Fibra Nattè

Fibra di vetro stampata con decoro Nattè, trattata con l'apposito kit protettivo, è utilizzabile all'interno della zona doccia.

Glass fiber wallpaper with Nattè decoration. It can be laid even into the shower, thanks to the waterproof protection coating.



Beige

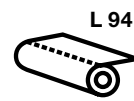


Verde



Blu

Dimensioni | Dimensions



L 94
H su misura | tailored

Utilizzo in doccia | Shower application



Colori disponibili | Available colors

Verde | Green
Blu | Blue
Beige

Servizio installazione | Installation service



disponibile
available

Fibra Tricot

Fibra di vetro stampata con decoro Tricot, trattata con l'apposito kit protettivo, è utilizzabile all'interno della zona doccia.

Glass fiber wallpaper with Tricot decoration. It can be laid even into the shower, thanks to the waterproof protection coating.



Caldo | Dark



Freddo | Light

Dimensioni | Dimensions



L 94
H su misura | tailored

Utilizzo in doccia | Shower application



Colori disponibili | Available colors

Caldo | Dark
Freddo | Light

Servizio installazione | Installation service




disponibile
available

Rivestimenti Coating

Finiture Finishes

Corian® (Matt)



Glacier White




Silver Gray



Clay



Deep Nocturne



Bone

Fibra



Tricot Caldo | Dark



Tricot Freddo | Light



Spigato | Tweed



Nattè Verde



Nattè Beige



Nattè Blu

Mattoncini in cotto | Clay bricks



Grigio



Marrone



Vinaccia

Designer

Monica Graffeo



Hammam R1
Esperanto
Moode
Fonte

Nei diversi progetti per Rexa design ho cercato di raccontare i tanti significati che la stanza da bagno può assumere: da quello più intimista di Esperanto – nascono così le consolle-toilette – a quello più socievole di Fonte, ispirato all'Ofuro e Onsen giapponese e legato alla condivisione dello stesso spazio dove si svolgono contemporaneamente le medesime azioni. Con Hammam invece ho voluto rappresentare il desiderio di riscoprire ed entrare nuovamente in contatto con la propria ancestralità, l'amore per la materia, l'acqua, la luce e il calore...
Ogni collezione interpreta il mondo delle attività possibili in questo ambiente, con un taglio sensoriale ed emozionale, perché oltre ad essere la stanza delle funzioni dedicate alla cura personale, il bagno è anche il luogo di incontro con il sé e con l'altro.

Biografia
Monica Graffeo vive e lavora a Pordenone. Dal 1998 si occupa di progettazione, art direction e design strategico. Per Rexa ha progettato la collezione Fonte ed è art director dell'azienda dal 2014. Ha ricevuto alcuni importanti riconoscimenti: il premio Young & Design 2003 e 2004, il Good Design Award del Chicago Athenium Museum of Architecture 2005, entra nell'ADI Design Index del 2009 e del 2011.

In several projects for Rexa Design I tried to tell the many meanings that the bathroom can take: from the most intimate of Esperanto – born as the console-toilets – to the more sociable Fonte, inspired by the Japanese Ofuro and Onsen related to the sharing of the same space where you perform the same actions simultaneously. With Hammam instead I wanted to represent the desire to discover and to re-connect with our own ancestry, love for material, water, light and warmth... Every collection interprets the world of the possible activities in this environment, with a sensory and emotional cut, because besides being the function room dedicated to personal care, the bathroom is also the meeting place with the self and with others.

Biography
Monica Graffeo lives and works in Pordenone. Since 1998 she has been taking care of projects, art direction and strategic design. For Rexa she designed the Fonte collection and since 2014 she is the art director of the company. She received some important rewards: the Young & Design 2003 and 2004 Awards, the Good Design Award of the Chicago Athenium Museum of Architecture 2005, she takes part of the ADI Design Index 2009 and 2011.

Susanna Mandelli



Hole

Per Hole mi sono ispirata all'immagine di un pozzo interpretando in chiave contemporanea un sistema che per secoli ha permesso all'uomo di poter disporre dell'acqua. Il lavabo diventa un moderno pozzo di forma morbida e pura. Il bacino nero e i contenitori circolari evocano i mastelli con cui si riempivano le antiche tinozze.

Biografia
Susanna Mandelli, industrial e interior designer, vive e lavora a Bologna. Diplomata presso l'International School of Design ha collaborato con diversi negozi di arredamento e studi di architettura in Italia. Nel 2010 intraprende la libera professione ed inizia la sua collaborazione con importanti aziende nel settore dell'illuminazione. Successivamente assume la direzione artistica dello studio ID Insidesign.

For Hole, I was inspired by the image of a well interpreting in a contemporary key a system that for centuries has allowed man to be able to have water. Therefore, the washbasin becomes a modern well with a soft, pure shape. The black basin and round containers evoke the troughs with which old tubs were filled.

Biography
An industrial and interior designer, Susanna Mandelli lives and works in Bologna (Italy). She graduated at the International School of Design and cooperated with several furniture shops and architectural firms in Italy. In 2010, she started her career as a freelancer, starting to cooperate with major companies in the lighting industry. Later, she became artistic director of the ID Insidesign firm.

Giulio Gianturco



Ergo_nomic

L'ergonomia è il fulcro del progetto: i vari elementi sono studiati per consentire il più semplice utilizzo e per creare un accesso facile a tutte le funzioni; nel disegnare Ergo_nomic ho voluto rendere semplici e rilassanti i gesti quotidiani nella zona bagno evocando un concetto di benessere pratico e funzionale.

Biografia
Nato nel 1953, laureato in medicina e chirurgia, appassionato di regate, mondo che gli permette di conoscere e approfondire alcuni materiali tecnici. Questo è stato il punto di partenza per progettare, inizialmente oggetti solo per sé stesso e successivamente piccole serie dedicate al pubblico. Negli anni numerosi progetti hanno vinto gli International Awards. Dal 2008 si dedica completamente alla progettazione.

Ergonomics is the core of the project: the various elements have been designed to ensure ease of use and to facilitate access to all functions. In designing Ergo_nomic, I wanted to make everyday gestures in the bathroom area simple and relaxing, evoking a practical and functional concept of well-being.

Biography
Born in 1953, he graduated in medicine and surgery. His passion for regattas allowed him to understand and investigate various technical materials. This was the starting point for designing objects initially only for himself, and later small series dedicated to the public. Over the years, several of his projects have won International Awards. Since 2008, he has devoted himself entirely to design.

Imago Design



Unico

Nel progetto Boma si riconoscono linee morbide, curve sinuose che definiscono lo spazio con rimandi alle onde del mare e all'archetipo della barca, ricostruita idealmente nella vasca da bagno. Per il piatto Unico con doghe, i lavabi con cassetto, la vasca pannellabile e la vasca Unico a Giorno le geometrie semplici giocano con volumi primari alternando pieni, vuoti e inserti di vari materiali. Punto di partenza sono il Corian® e il Korakril™ materiali che possono essere assemblati, termoformati e nel caso del Korakril™ anche stampati. Tutti gli altri elementi del modello Unico compresa la vascadoccia sono di Rexa Design studio.

Biografia
Imago Design è il laboratorio creativo fondato nel 1993 e coordinato dall'Architetto Gian Luca Perissinotto e l'Architetto Paolo Zanetti. Lo Studio riunisce architetti, designer e art director che elaborano strategie integrate di comunicazione aziendale operando in tutti i settori della progettazione (industrial design, interior design, retail e graphic design).

The Boma project features soft lines and smooth curves that define the space, with references to the sea waves and the boat archetype, ideally rebuilt in the bathtub. The simple geometries of shower tray with slats, washbasins with drawers, panelling bathtub en Unico bathtub Giorno, play with primary volumes, alternating full and empty spaces with inserts of various materials. Everything started from Corian® and Korakril™, materials that can be assembled, thermoformed and, in the case of Korakril™, moulded. Every element of the Unico model, bathtub/shower too, are designed by RDS (Rexadesign studio).

Biography
Imago Design is a creative laboratory, founded in 1993 and coordinated by architects Gian Luca Perissinotto and Paolo Zanetti. The firm gathers architects, designers and art directors, who develop integrated company communication strategies operating in all areas of design (industrial design, interior design, retail and graphic design).



Corian® è un materiale non poroso e omogeneo, composto da $\pm 1/3$ di resina acrilica (polimetilmetacrilato o PMMA) e da $\pm 2/3$ di sostanze minerali. Il componente principale è il tri-idrato di alluminio (ATH), minerale derivato dalla bauxite, da cui si ricava l'alluminio. Dal 1967, anno della sua produzione, a oggi il Corian® ha dimostrato di essere un materiale resistente, versatile e igienico. Non essendo poroso, muffe e batteri non trovano appigli e non possono diffondersi nelle giunture o sotto la superficie. Inerte e non tossico, in condizioni normali di temperatura non emette gas. Quando viene bruciato rilascia ossidi di carbonio, il fumo è leggero e non contiene gas alogeni tossici. Per ulteriori informazioni consultare il sito internet: www.dupont.it

Corian® is a solid, non-porous, homogeneous surfacing material, composed of $\pm 1/3$ acrylic resin (also known as Polymethyl Methacrylate or PMMA), and $\pm 2/3$ of natural minerals. These minerals are composed of Aluminium Trihydrate (ATH) derived from bauxite, an ore from which aluminium is extracted. Since its birth in 1967 Corian® has proved to be really resistant, versatile and hygienic. Being a non-porous material, mold and bacteria cannot root nor spread themselves in the joints or under the surface. Corian® is non-toxic and inert. In normal temperature conditions is not emitting gas. If burnt releases mostly carbon monoxide and the light smoke does not have any halogen toxic gas. For further information on its composition, consult the website: www.corian.uk

Corian® est un matériel de revêtement homogène massif et non poreux, composé de $\pm 1/3$ de résine acrylique (également connue sous le nom de Polyméthyle Méthacrylate ou PMMA), et de $\pm 2/3$ de minéraux naturels. Son composant principal est le Trihydrate de la bauxite (ATH), un minéral dérivé de la bauxite, le minéral dont on extrait l'aluminium. Depuis sa naissance en 1967, Corian® a démontré d'être vraiment résistant, versatile et hygiénique. Étant aussi un matériel homogène et non-poreux, moisissures et bactéries ne se déposent pas ni dans les joint et ni en dessous de la surface. Corian® est inerte et non-toxique. En condition de température normale, il génère aucune émission de gaz. Si il brûle émet surtout des oxydes de carbone et le fume est léger et contient pas des gaz halogènes toxiques. Pour plus d'information, consultez le site : www.dupontdenemours.fr

Corian® ist ein massives, nicht poröses und homogenes Oberflächenmaterial aus $\pm 1/3$ Acrylharz (auch als Polymethylmetacrylat oder PMMA bekannt) und $\pm 2/3$ natürlichen Mineralien. Der Hauptbestandteil ist das Mineral Aluminiumhydroxid (ATH), das aus Bauxit (Aluminiumerz) gewonnen wird. Seit der Markteinführung im Jahr 1967 hat sich Corian® als langlebiges und nutzerfreundliches Material bewährt. Das porenlose, massive Corian® kann optisch fugenlos verarbeitet werden und verfügt deshalb über eine besonderes hygienische Oberfläche. Diese verhindert das Wachstum von Bakterien oder Schimmelpilzen. Corian® ist ein

Impiegato per la realizzazione di top, lavabi, piatti doccia e vasche.

Used for the realisation of tops, washbasins, shower trays and bathtubs.

Employé pour plans, vasques, receveurs de douche, baignoire.

Es wurde für die Herstellung von Platten, Waschbecken, Duschtassen und Badewannen entwickelt.

Es empleado para la realización de encimeras, lavabos, platos de ducha y bañeras.

inaktives, nicht toxisches Material. Bei Normaltemperatur kommt es zu keiner Gasentwicklung. Wird es verbrannt, setzt der Werkstoff hauptsächlich Kohlendioxid frei. Der Rauch ist optisch hell und enthält keine toxischen halogenierten Gase. Informationen zur Materialzusammensetzung entnehmen Sie bitte dem Corian® auf: www.dupont.de

Corian® es un material para superficies sólido, sin poros y homogéneo, compuesto de $\pm 1/3$ de resina acrílica (también conocida como Polimetil-Metacrilato o PMMA) y $\pm 2/3$ de minerales naturales. Su principal ingrediente es el mineral trihidrato de aluminio (ATH), un derivado de la bauxita que sirve de base para la producción de aluminio. Desde su introducción en 1967, Corian® se ha mostrado como un material excepcionalmente duradero con el que es fácil convivir. Corian® es un material sin poros. Es sólido en todo su grosor y puede ser fabricado con imperceptibles juntas manteniendo una superficie higiénica. Las superficies Corian® son resistentes a bacterias y hongos. Corian® es un material inerte y no tóxico. Bajo condiciones normales de temperatura, no emite gases. Cuando se quema, principalmente desprende gas carbónico, el humo que genera es liviano y no contiene gases halogenados tóxicos. Para tener más información sobre la composición del material, consulte Corian® la página: www.dupont.es



Corian®



Recycling



Food contact



Impiegato per la realizzazione di top, lavabi, piatti doccia e vasche.

Used for the production of tops, washbasins, shower trays and bathtubs.

Employé pour plans, vasques, receveurs de douche et baignoires.

Wird für die Herstellung von Platten, Waschbecken, Duschtassen und Badewannen verwendet.

Empleado para la realización de encimeras, lavabos, platos de ducha y bañeras.

Materiale realizzato con una miscela di resine acriliche e minerali naturali, il Korakril™ è resistente, igienico, antistatico, inalterabile alla luce, resistente alle macchie e termoformabile: le lastre scaldate possono essere modellate con stampi di legno o metallo, creando forme bi e tridimensionali. La sua particolare composizione permette di realizzare top in totale assenza di giunzioni percettibili con il vantaggio di una continuità estetica all'interno delle composizioni. L'uniformità del materiale impedisce che si possano verificare punti critici per lo sporco o il deposito di batteri e muffe. Inerte e non tossico, può essere utilizzato in luoghi pubblici in quanto non emette gas. La produzione del Korakril™ utilizza impianti studiati per ridurre al minimo gli scarti di lavorazione che vengono comunque reintrodotti nel processo produttivo, un iter ottimizzato, volto al massimo risparmio energetico.

Material realised with a mixture of acrylic resins and natural minerals. Korakril™ is resistant, hygienic, anti-static, inalterable to light, stain resistant and can be thermoformed: the heated slabs can be moulded with wooden or metal moulds, creating bi and three-dimensional shapes. The particular composition of Korakril™ enables the manufacture of tops without visible joints that make the composition continuous. With its uniformity, you will not find critical point for the deposit of dust and neither for bacteria. Inert and non-toxic, it can be used in public places because it does not emit gases. The production of Korakril™ uses systems designed to minimize the

waste that is however reintroduced in the production process, an optimized process, which aims to maximise energy savings.

C'est un matériel réalisé avec un mélange des résines acryliques. Korakril™ est résistant, hygiénique, antistatique, inaltérable à la lumière, résistant aux taches et thermoformable : les dalles chauffées peuvent être modélisées avec des moules en bois ou en métal, en créant des formes bi et en trois dimensions. Sa particulière composition permet de réaliser des plans tops sans joints visibles avec l'avantage d'avoir une continuité esthétique à l'intérieur des compositions. L'uniformité de ce matériel empêche la formation des points critiques pour la poussière ou l'accumulation des bactéries. Inertes et non toxiques, il peut être utilisé dans les lieux publics, car il ne dégage pas de gaz. La production du Korakril™ est réalisée à l'aide de systèmes conçus pour minimiser les déchets de productions qui sont cependant réintroduits dans le processus de production, un processus optimisé, qui a pour objectif à un maximum d'économies d'énergie.

Ist eine Mischung von Acrylherzen und natürlichen Mineralen. Korakril™ ist fest, hygienisch, antistatisch, lichtecht, fleckbeständig und man kann es Thermoformen: die beheizten Platten können mit Holz- oder Metallformen modelliert werden, um bi oder dreidimensionale Formen zu schaffen. Mit dieser speziellen Zusammensetzung, kann man mit Korakril™ Platten ohne Verbindungen realisieren, die den Kompositionen eine schöne ästhetische Kontinuität

bieten. Die Gleichmäßigkeit des Material gibt die Möglichkeit eine andauernde saubere Oberfläche ohne kritische Punkte für Schmutz zu haben. Inert und ungiftig, es kann an öffentlichen Plätzen verwendet werden, da es keinerlei Gas ausströmt. Die Herstellung von Korakril™ entsteht mit Systemen, die den Abfall minimieren, der jedoch auch in den Produktionsprozess zurückgeführt wird, ein optimiertes Verfahren, das auf die maximale Energieeinsparung führt.

Es un material realizado por una mezcla de resinas acrílicas y minerales naturales. Korakril™ es resistente, higiénico, antiestático, inalterable a la luz, resistentes a las manchas y puede ser termoformado: las losas calentadas pueden ser modeladas con moldes de madera o de metal, creando bi y tres Dimensioni formas. La composición particular de Korakril™ permite realizar encimeras en total ausencia de uniones perceptibles donando continuidad estética a las composiciones. La uniformidad del material no permite el depósito de mugre y bacterias. Inerte y no tóxico, se puede utilizar en lugares públicos, ya que no emite gases. La producción de Korakril™ usa sistemas diseñados para reducir al mínimo los residuos que se reintrodujo sin embargo, en el proceso de producción, un proceso optimizado para el máximo ahorro energético.



Korakril™



Recycling



Food contact

Uso e manutenzione Corian® e Korakril™ (Stone)

Manutenzione giornaliera A – B – C

Acqua ricca di calcare, sapone, minerali A – B – F – I

Graffio significativo, bruciatura di sigaretta, inchiostro, segni di penna A – B – C – E – I

Mercurocromo, sangue, profumo A – B – C – D – E – I

Smalto per unghie A – B – C – G – I

Ferro o ruggine A – B – C – H – I

Muffa, iodio A – B – C – E – I

*Agire sempre con movimenti circolari
** Se non viene rimossa completamente risciacquando con acqua, la candeggina può scolorire il Corian®.

Metodi di pulizia

A. Rimuovere il residuo con un panno.

B. Sciacquare la superficie con acqua calda e asciugare con un panno morbido.

C. Usare un panno umido e una crema abrasiva leggera (es. Cif).

D. Usare una spugna, strofinare sulla macchia con un prodotto detergente a base di ammoniac.

E. Usare una spugna, strofinare sulla macchia con candeggina, sciacquare più volte con acqua calda e asciugare con un panno morbido.

F. Usare una spugna e strofinare sulla macchia con un prodotto di pulizia anticalcare (tipo Viakal®) o aceto. Sciacquare più volte con acqua calda ed asciugare con un panno morbido.

G. Usare una spugna e strofinare sulla macchia con un prodotto privo di acetone. Sciacquare più volte con acqua calda ed asciugare con un panno morbido.

H. Usare una spugna e strofinare sulla macchia con una paglietta e rimuovere la ruggine. Sciacquare più volte con acqua calda ed asciugare con un panno morbido.

I. Se le macchie di ferro persistono, contattare Rexa Design (tel: 0434 593182).

Corian® colorato: dopo aver eseguito i passaggi sopra elencati, bagnare con acqua e passare con una spugna tipo Scotch Brite® con movimenti circolari. Per quanto riguarda la finitura Deep Nocturne richiedere l'intervento di personale specializzato.

Molti danni dovuti a urti, calore o prodotti chimici possono essere riparati solitamente sul luogo ridando integralmente alla superficie il suo aspetto originale, regolare, igienico.



Corian® et Korakril™ (Stone) utilisation et maintenance

Nettoyage quotidien A – B – C

Dépôt calcaire, savons, minéraux A – B – F – I

Pollen de lys, safran, rayures légères, brûlure de cigarette, cirage, encre, feutre A – B – C – E – I

Mercurochrome, sang, parfum A – B – C – D – E – I

Vernis à angle A – B – C – G – I

Fer ou rouille A – B – C – H – I

Iode, moisissures A – B – C – E – I

*Nettoyez toujours en effectuant un mouvement circulaire
**L'eau de javel risque de décolorer le Corian® si elle n'est pas ensuite rincée complètement à l'eau.

Methodes de nettoyage

A. Épongez avec un chiffon doux.

B. Rincez à l'eau chaude et séchez avec un chiffon doux.

C. Utilisez un chiffon humide et un détergent doux en crème (type Cif). Rincez plusieurs fois à l'eau chaude, puis séchez avec un chiffon doux.

D. Utilisez un tampon à récurer (type Scotch Brite®) et frottez la tache avec un détergent ou un nettoyant pour surface dure à l'ammoniac (type Ajax ou Monsieur Propre). Rincez plusieurs fois à l'eau chaude, puis séchez avec un chiffon doux.

E. Utilisez un tampon à récurer (type Scotch Brite®) et frottez la tache avec un peu d'eau de javel**. Rincez plusieurs fois à l'eau chaude, puis séchez avec un chiffon doux.

F. Utilisez un tampon à récurer (type Scotch Brite®) et frotter la tache avec un produit

anti-calcaire (type Viakal®) ou de vinaigre. Rincez plusieurs fois à l'eau chaude, puis séchez avec un chiffon doux.

G. Utilisez un tampon à récurer (type Scotch Brite®) et frottez la tache avec un dissolvant à ongles sans acétone. Rincez plusieurs fois à l'eau chaude, puis séchez avec un chiffon doux.

H. Utilisez tampon à récurer (type Scotch Brite®) et frottez avec un nettoyant à métaux ou une antirouille. Rincez plusieurs fois à l'eau chaude, puis séchez avec un chiffon doux.

I. Si la tache persiste, contactez Rexa Design (tel: +39 0434 593182).

Pour ce qui concerne Corian® coloré: après avoir effectué les étapes ci-dessus, humidifier avec de l'eau et nettoyer avec une éponge Scotch Brite® à l'aide de mouvements circulaires. La finition Deep Nocturne nécessite l'intervention de personnel spécialisé.

La plupart des dégâts, y compris les dommages importants dus à un choc, à la chaleur ou à des produits chimiques, sont habituellement réparables sur place pour redonner aux surfaces leur fini et leur hygiène d'origine.

Corian® et Korakril™ (Stone) gebrauch und wartung

Tägliche Reinigung A – B – C
Kalk-, Seifen- Mineralablagerungen A – B – F – I

Lilienpollen, Safran, leichte Kratzer, Zigarettenbrandflecke Tinte, Filzstift A – B – C – E – I
Mercurochrom, Blut, Rotwein, Parfum A – B – C – D – E – I
Nagellack A – B – C – G – I
Eisen oder Rost A – B – C – H – I
Jod, Schimmelpilze A – B – C – E – I

*Reinigen Sie die Oberfläche immer mit kreisenden Bewegungen
**Bleiche sofort mit Wasser vollständig abspülen, andernfalls kann sich die Corian® Oberfläche verfärben.

Reinigungsmethode

A. Rückstände mit einem weichen Tuch entfernen.

B. Oberfläche mit warmen Wasser abspülen und mit einem weichen Tuch trockenwischen.

C. Ein feuchtes Tuch und eine milde Scheuermilch verwenden (z.B. Viss, Frosch Scheuermilch).

D. Mit einem abrasiven Scheuerschwamm (z.B. Scotch Brite®) und einem Reinigungsmittel oder Reiniger für Massivoberflächen auf Ammoniakbasis (z.B. Ajax, Meister Proper, General) über den Fleck reiben.

E. Mit einem abrasiver Scheuerschwamm (z.B. Scotch Brite®) und Haushaltsbleiche. Oberfläche mehrmals mit warmem Wasser abspülen und mit einem weichen Tuch trockenwischen.

F. Mit einem abrasiver Scheuerschwamm (z.B. Scotch Brite®) und einem standardmäßigen Haushaltsmittel zur

Entfernung von Kalkablagerungen (Sidol) oder Essig über den Fleck reiben. Oberfläche mehrmals mit warmem Wasser abspülen und mit einem weichen Tuch trockenwischen.

G. Mit einem abrasiver Scheuerschwamm (z.B. Scotch Brite®) und einem acetonfreien Nagellackentferner über den Fleck reiben. Oberfläche mehrmals mit warmem Wasser abspülen und mit einem weichen Tuch trockenwischen.

H. Mit einem abrasiver Scheuerschwamm (z.B. Scotch Brite®) und einem Metallreiniger oder Rostentferner über den Fleck reiben. Oberfläche mehrmals mit warmem Wasser abspülen und mit einem weichen Tuch trockenwischen.

I. Wenn Flecken nicht entfernt werden können, setzen Sie sich mit Rexa Design (tel: +39 0434 593182) in Verbindung.

Für die farbing Corian®: nachdem Sie die oben aufgeführten Schritte, mit Wasser anfeuchten und mit einem Scotch-Brite-Schwamm in kreisenden Bewegungen gehen. Die Deep Nocturne Veredelung erfordert den Eingriff von spezialisiertem Personal.

Die meisten Schäden, einschließlich Schäden, die durch starke Schläge, Hitze oder Chemikalien verursacht wurden, können in der Regel vor Ort beseitigt werden. Die Oberfläche erhält dadurch ihre ursprüngliche, glatte, hygienische und massive Oberflächenbeschaffenheit zurück.

Corian® and Korakril™ (Stone) use and maintainance

For everyday cleaning A – B – C

Water rich of limestone, soaps, minerals A – B – F – I

Light scratch, cigarette burns, ink, marker pen A – B – C – E – I

Mercurochrome, blood, perfume A – B – C – D – E – I

Nail varnish spills A – B – C – G – I

Iron or rust A – B – C – H – I

Iodine, mildew A – B – C – E – I

*Always clean using circular motion.
**Bleach can discolour Corian® if not removed completely by rinsing with water afterwards.

Cleaning methods

A. Remove excess with a soft cloth.

B. Rinse surface with warm water and dry with a soft cloth.

C. Use a damp microfiber cloth and a small amount of Bar Keepers Friend.

D. Use a microfiber cloth and rub over the stain with a detergent or a standard household kitchen spray (e.g. Flash, Mr Muscle, Cif).

E. Use a microfiber cloth and rub over the stain with some diluted bleach**. Rinse several times with warm water and dry with a soft cloth.

F. Use a microfiber cloth and rub over the stain with a standard household

lime-scale remover or vinegar (Viakal®, Lime-lite). Rinse several times with warm water and dry with a soft cloth.

G. Use a microfiber cloth and rub over the stain with a non-acetone based Nail varnish remover. Rinse several times with warm water and dry with a soft cloth.

H. Use a microfiber cloth and rub over the stain with a metal cleaner or rust remover. Rinse several rimes with warm water and dry with a soft cloth.

I. If the stains persist, contact Rexa Design (tel: +39 0434 593182).

For what concern coloured Corian®: after performing the steps above, moisten with water and clean with a Scotch Brite® sponge using circular motions. The Deep Nocturne Finishes require the intervention of specialized staff.

Most damages, including sever impact, heat or chemical damage, can usually be repaired on site to restore the original, smooth, hygienic solid surface integrity.



Corian® y Korakril™ (Stone) uso y mantenimiento

Para la limpieza cotidiana A – B – C

Cal de agua dura, jabon, minerales A – B – F – I

Polen de lirio, azafraan, un arañazo superficial, quemaduras de cigarrillos, crema para zapatos, tinta A – B – C – E – I

Sangre, vino, perfume A – B – C – D – E – I

Manchas de esmalte de uñas A – B – C – G – I

Hierro u oxidacion A – B – C – H – I

Yodo, hongos A – B – C – E – I

*Siempre limpie con movimientos circulares.
**La Lejia puede dejar manchas blancas en la superficie de Corian® si no se aclare con agua abundante.

Metodos de limpieza

A. Elimine manchas con un trapo suave.

B. Aclare la superficie con agua caliente y seque con un trapo suave.

C. aplique una crema ligeramente abrasiva (como Cif) con un paño mojado.

D. Con un estropajo que esté gastado (del tipo Scotch Brite®) frote la mancha con un detergente o con un producto para limpiar superficies sólidas a base de amoniaco.

E. Con un estropajo que esté gastado (del tipo Scotch Brite®) frote la mancha con un poco de lejia. Aclare varias veces con agua caliente y seque con un trapo suave.

F. Con un estropajo que esté gastado (del tipo Scotch Brite®) frote la mancha con un producto doméstico para eliminar los residuos de cal (Viakal® o vinagre). Aclare varias veces con agua caliente y seque con un trapo suave.

G. Con un estropajo que esté gastado (del tipo Scotch Brite®) frote la mancha con un detergente sin acetona. Aclare varias veces con agua caliente y seque con un trapo suave.

H. Con un estropajo que esté gastado (del tipo v frote la mancha con un producto para limpiar metales o para eliminar la oxidación. Aclare varias veces con agua caliente y seque con un trapo suave.

I. Si la mancha persiste, contacte Rexa Design (tel: +39 0434 593182).

Para el Corian® colorado: después de realizar los pasos anteriores, humedezca con agua y limpie con una esponja Scotch Brite® usando movimientos circulares. El acabado Deep Nocturne requiere la intervención de personal especializado.

La mayoría de los daños, incluso los causados por un golpe, el calor y productos químicos, se pueden reparar en el sitio de instalación.





Impiegato per la realizzazione di vasche stampate.

Used for the realization of injected basins.

Utilisé pour la réalisation de vasque injectées.

Verwendet für die Realisierung von gegossenen Waschbecken.

Se utiliza para la realización de los lavabos inyectados.

Materiale composito realizzato con 2/3 di idrati di alluminio, mescolati con resine poliesteri modificate con monomeri acrilici dalle alte prestazioni chimiche e meccaniche, che garantiscono omogeneità e uniformità in tutto lo spessore. Compattezza, resistenza agli agenti chimici e/o solventi e resistenza al graffio sono le principali caratteristiche del Korakril™ Blend.

Eventuali danneggiamenti possono essere facilmente rimossi utilizzando una spugnetta abrasiva che contribuisce a rinnovare la superficie.

Composite material made with 2/3 of aluminium hydrates, mixed with polyester resins modified with acrylic monomers with high chemical and mechanical performance, which ensure homogeneity and uniformity throughout the thickness. Compactness, resistance to chemicals and/or solvents and scratch resistance are the main features of Korakril™ Blend. Any damage can be easily removed using an abrasive pad which helps to renew the surface.

Matériau composite réalisé avec 2/3 d'hydrates d'aluminium, mélangées à des résines de polyester modifiées par des monomères acryliques à hautes performances mécaniques et chimiques, qui assurent l'homogénéité et l'uniformité dans toute l'épaisseur. Compacité, résistance aux produits chimiques et/ou des solvants et la résistance aux rayures sont les principales caractéristiques de Korakril™ Blend. Tout dommage peut être facilement éliminé à l'aide d'un tampon abrasif qui aide à renouveler la surface.

Verbundwerkstoff mit 2/3 Aluminiumhydrate, gemischt mit Polyesterharzen, modifiziert mit Acrylmonomeren mit hohen chemischen und mechanischen Leistungen gemacht, um die Homogenität und die

Gleichförmigkeit durch die Dicke zu gewährleisten. Kompakte Bauweise, Beständigkeit gegenüber Chemikalien und / oder Lösungsmittel und Kratzfestigkeit sind die Hauptmerkmale von Korakril™ Mischung. Beschädigungen können leicht entfernt werden, die Verwendung eines Schleifkissens hilft die Oberfläche wieder zu erneuern.

Material compuesto hecho con 2/3 de hidratos de aluminio, mezclado con resinas de poliéster modificados con monómeros acrílicos con altas prestaciones químicas y mecánicas, que garantizan la homogeneidad y uniformidad en todo el espesor. Compacidad, resistencia a los productos químicos y/o disolventes y resistencia al rayado son las principales características de Korakril™ Blend. Cualquier daño se puede quitar fácilmente usando una almohadilla abrasiva que ayuda a renovar la superficie.

Pulizia

Pulire con spugna e normali detergenti per la pulizia del bagno disponibili in commercio. Al termine risciacquare abbondantemente. Si consiglia di testare preventivamente la compatibilità del detergente impiegato su una superficie nascosta del mobile per evitare eventuali danneggiamenti. Per eliminare depositi di calcare e rimuovere macchie persistenti (cosmetici, tinture, etc.), pulire con spugna e detergente abrasivi (ad esempio Cif) con movimenti ampi e circolari fino alla rimozione del difetto, risciacquare con cura. Per eliminare graffi e piccole scheggiature, o nel caso di macchie persistenti, levigare la superficie con carta abrasiva P320. Per rinnovare e rendere uniforme la superficie del Korakril™ Blend usare la stessa carta abrasiva con movimenti ampi e circolari, al fine di ottenere una finitura omogenea. Si consiglia di procedere alla rimozione delle macchie persistenti, dapprima con spugna e detergente abrasivo e, solo se necessario, impiegare la carta abrasiva P320.

Cleaning

Clean with a sponge and ordinary household cleaners available on the market. At the end rinse thoroughly. It is recommended to test the compatibility of the detergent used on a hidden surface of the element to avoid damage. To remove lime deposits and remove stains (cosmetics, dyes, etc.), wipe with sponge and abrasive cleaner (for example Cif) with wide circular movements until the removal of the defect, rinse thoroughly. To remove scratches and small chips, or in case of persistent stains, rub with P320 sandpaper. To renew and make uniform the surface Korakril™ Blend use the same abrasive paper with wide, circular motions to get a smooth finish. It is advisable to proceed with the removal of persistent stains, first with sponge and mild detergent and, if necessary, use P320 sandpaper.

Nettoyage

Nettoyer avec une éponge et un détergent ordinaire pour salle de bain disponible dans le commerce. A la fin rincer abondamment. Il est recommandé de vérifier la compatibilité du détergent utilisé sur une surface cachée de de l'élément pour éviter tout dommage. Pour enlever les dépôts de calcaire et enlever les taches (produits cosmétiques, colorants, etc.), essuyez avec une éponge et un nettoyeur abrasif (par exemple Cif) avec de larges mouvements circulaires jusqu'à l'élimination du défaut, rincer abondamment. Pour enlever les rayures et les petits éclats, ou dans le cas de taches persistantes, frotter avec du papier de verre P320. Pour renouveler et uniformiser la surface Korakril™ Blend utiliser le même papier abrasif avec de larges mouvements circulaires pour obtenir une finition lisse. Il est conseillé de procéder à l'élimination des taches tenaces, d'abord avec une éponge et un détergent doux et, si nécessaire, utiliser du papier de verre P320.

Reinigung

Reinigen Sie mit einem Schwamm und einem normalen Haushaltsreiniger für Bäder der im Handel erhältlich ist. Am Ende gründlich ausspülen. Es wird empfohlen, die Verträglichkeit des Waschmittels auf einer versteckten Oberfläche des Elements zu vermeiden. Um Kalkablagerungen und Flecken (Kosmetika, Farben, etc.) zu entfernen, wischen Sie mit einem Schwamm und Scheuermittel (zum Beispiele Cif) mit breiten kreisenden Bewegungen bis zur Beseitigung des Mangels, danach gründlich abspülen. Um Kratzer, oder kleine Absplinterungen zu beseitigen, oder im Falle von hartnäckigen Flecken, schleifen mit P320 Sandpapier. Zur Erneuerung einer gleichmäßigen Oberfläche Korakril™ Blend dasselbe Schleifpapier mit breiten, kreisenden Bewegungen verwenden um wieder eine glatte Oberfläche zu bekommen. Bevor man P320 Sandpapier zum Entfernen von hartnäckigen Flecken verwendet wird empfohlen es zunächst mit Schwamm und einem milden Reinigungsmittel zu versuchen.

Limpieza

Limpiar con una esponja y detergente doméstico para limpiar el baño disponible en el mercado. Al final enjuagar bien. Se recomienda probar la compatibilidad del detergente usandolo en una superficie oculta del elemento para evitar daños. Para eliminar los depósitos de cal y eliminar las manchas (cosméticos, tintes, etc.), limpie con una esponja y limpiador abrasivo (por ejemplo Cif) con amplios movimientos circulares hasta la eliminación del defecto, enjuagar bien. Para eliminar arañazos y pequeñas astillas, o en el caso de las manchas persistentes, frotar con P320 papel de lija. Para renovar y hacer uniforme la superficie Korakril™ Blend utilizan el mismo papel abrasivo con amplios movimientos circulares, para conseguir un acabado liso. Es aconsejable proceder con la eliminación de manchas difíciles, primero con esponja y detergente suave y, si es necesario, utilice el papel de lija P320.

Impiegato per la realizzazione di piani

Used for the realization of tops.

Utilisé pour la réalisation de plans.

Verwendet für die Realisierung von Tops.

Se utiliza para la realización de las encimeras.

Korakril™ Stone è un materiale che fa parte della famiglia delle superfici solide (Solid Surface), costituito dalla combinazione di più minerali naturali e resina polimerica prestazionale. Compatto, non rivestito o laminato, il Korakril™ Stone consente di ottenere installazioni eleganti e di alto rendimento. La superficie igienica, ignifuga e non porosa, è durevole e facile da pulire con i comuni prodotti di pulizia domestica. La composizione e il colore del Korakril™ Stone, disponibile in diverse tonalità lo rendono omogeneo per tutto il suo spessore: grazie a queste particolari caratteristiche, i piccoli tagli e graffi, (nella superficie liscia) possono essere facilmente rimossi per restituire al prodotto la sua bellezza originale.

Korakril™ Stone is part of the family of Solid Surface materials, consisting of the combination of several natural minerals and performing polymer resin. The Korakril™ Stone is compact, not coated or laminated, and allows elegant and high-performance installations. The hygienic surface, flame retardant, non-porous, is durable and easy to clean with common cleaning products. The composition and the colour of Korakril™ Stone, available in shades, make it homogeneous throughout its thickness: due to these particular features, small cuts and scratches, (on the smooth surface) can be easily removed and restore the product its original beauty.

Korakril™ Stone est un matériau qui fait partie de la famille des Solid Surface, formé par la combinaison de plusieurs minéraux naturels et de résine de polymère performante. Compact, non revêtu ou stratifié, le Korakril™ Stone permet des installations élégantes et à rendement élevé. La surface hygiénique, ignifuge et non poreuse, est durable et facile à nettoyer avec les produits de nettoyage communs. La composition et la couleur du Korakril™ Stone, disponible dans différentes nuances, le rendent homogène sur toute son épaisseur: grâce à ces caractéristiques particulières, les petites coupes et éraflures (sur la surface lisse) peuvent être facilement éliminées pour redonner au produit sa beauté originale.

Korakril™ Stone ist Teil der Familie der Solid Surface Materialien, bestehend aus der Kombination von mehreren natürlichen Mineralien und Polymer-Harz. Der Korakril™ Stone ist kompakt, nicht beschichtet oder laminiert und ermöglicht eine elegante Ausführung und hoher Leistung. Die hygienische Oberfläche, flammwidrig, nicht porös, ist langlebig und leicht zu reinigen mit gängigen Reinigungsmitteln. Die Zusammensetzung und die Farbe von Korakril™ Stone, die in verschiedenen Farbtönen erhältlich sind, machen sie homogen in ihrer gesamten Stärke: Aufgrund dieser besonderen Merkmale können kleine Schnitte und Kratzer (in der glatten Oberfläche) leicht entfernt werden und das Produkt seine originale Schönheit zurückbringen.

Korakril™ Stone es parte de la familia de materiales Solid Surface, consiste en la combinación de varios minerales naturales y resina polimérica performante. El Korakril™ Stone es compacto, no recubierto ni laminado, y permite unas instalaciones elegantes y con alto rendimiento. La superficie higiénica, ignífuga, no porosa, es duradera y fácil de limpiar con productos de limpieza comunes. La composición y el color de el Korakril™ Stone, disponible en diferentes tonos, la hacen homogénea en todo su espesor: debido a estas características particulares, se pueden quitar fácilmente pequeños cortes y rasguños (en la superficie lisa) y devolver al producto a su belleza original.



Recycling



Impiegato per la realizzazione del lavabo Murano.

Used for the realisation of Murano over counter basin.

Employé pour vasque en verre du Murano.

Murano wird für Waschbecken verwendet.

Es empleado para la realización de Lavabo Murano en vidrio.

100% vetro. Soffiati dai mastri vetrai di Murano, i lavabi in vetro di Murano prendono forma in stampi di legno creati appositamente per Rexa Design. La loro particolarità è quella di presentare bolle d'aria, imperfezioni e variazioni di spessore dovute alla lavorazione manuale, elementi che non sono mai considerabili difetti.

Pulizia
Utilizzare i normali prodotti per la pulizia del vetro avendo cura di risciacquare e asciugare bene.

Cleaning
Use common products suitable for glass cleaning, taking care to rinse and to dry well.

Popreté
Utilisez des produits communs appropriés pour le nettoyage de verre, en prenant soin de bien rincer et sécher.

Reinigung
Reinigen Sie mit gewöhnliche Glasreinigungsmittel.

Limpiadura
Utilice comunes productos por la limpiadura del vidrio, enjuague y seque completamente.

100% glass. Blown glass from Murano, over counter top in Murano glass takes its shape from a wooden mould, specifically created for Rexa Design. Its peculiarity is to have air bubble inside, imperfections on the surface and its thickness changes due to the artisanal works that can't never be considered as defects.

100% verre. Verre soufflé de Murano, prendre formé dans des moules en bois créés spécifiquement pour Rexa Design. Sa particularité est d'avoir des bulles d'air à l'intérieur et des imperfections sur la surface, et des changements d'épaisseur dus aux travaux artisanaux qui ne peuvent jamais être considérés comme des défauts.

100% Glas. Das Muranoglas wird handgeblasen, und nimmt seine Form aus einer Holzform, die speziell für Rexa Design geschaffen wurde. Es kann Luftblasen oder andere Mängel haben, das ist aber die Eigenschaft von Muranoglas.

100% vidrio. Vidrio de Murano soplado a mano, los lavabos de murano son moldeados en moldes de madera creados específicamente para Rexa Design. Su particularidad es la introducción de burbujas de aire y las imperfecciones de la superficie y las variaciones en el espesor debido al procesamiento manual que nunca son fallas considerables.



Recycling



Glass



Impiegato per la realizzazione di lavabi.

Used for the construction of washbasins.

Utilisé pour la construction de vasques.

Verwendet für den Bau von Waschbecken.

Se utiliza para la construcción de los lavabos.

Laterizi frantumati e malta di calce. Apprezzato dai romani per la bassissima permeabilità all'acqua, il Cocciopesto è un materiale naturale tradizionale. Lavorato artigianalmente, è reinterpretato in chiave contemporanea da Rexa Design e colorato in massa con trattamento poliuretano superficiale per garantire inassorbimento e semplicità di pulizia.

Broken bricks and lime mortar. Appreciated by the Romans for the very low permeability to water, Cocciopesto is a traditional natural material. Handcrafted, it is reinterpreted in a contemporary way by Rexa Design and dyed with polyurethane surface treatment to ensure water resistance and ease of cleaning.

Briques brisées et mortier de chaux. Apprécié par les Romains pour la très faible perméabilité à l'eau, Cocciopesto est un matériau naturel traditionnel. Fabriqué de façon artisanale, il est réinterprété de façon contemporaine par Rexa Design et teint au moyen d'un traitement de surface polyuréthane pour assurer la résistance à l'eau et la facilité de nettoyage.

Ziegelbruch und Kalkmörtel. Cocciopesto ist ein traditionelles Naturmaterial das schon von den Römern für die sehr geringe Wasserdurchlässigkeit geschätzt wurde. Cocciopesto ist ein traditionelles Naturmaterial. Handgefertigt, es wird in einer zeitgenössischen Art und Weise von Rexa Design neu interpretiert und mit Polyurethan-Oberflächenbehandlung gefärbt mit einer wasserfesten Behandlung zur Erleichterung der Reinigung.

Ladrillos rotos y mortero de cal. Apreciado por los romanos por la muy baja permeabilidad al agua, Cocciopesto es un material natural tradicional. Producida de manera artesanal, se reinterpreta de manera contemporánea por Rexa Design y teñida con tratamiento superficial de poliuretano para garantizar la resistencia al agua y facilidad de limpieza.

Pulizia
Per la pulizia utilizzare solo detersivi neutri e non anticalcare aggressivi.

Cleaning
For cleaning use only neutral detergents and non-strong descaler.

Nettoyage
Pour le nettoyage, utilisez uniquement des détergents neutres et pas d'anticalcaire agressif.

Reinigung
Zur Reinigung nur neutrale Reinigungsmittel und keinen aggressiven Entkalker verwenden.

Limpieza
Para la limpieza usar sólo detergentes neutros y desincrustantes no agresivos.



Impiegato per la realizzazione delle finiture dei mobili.

Used for realization of furniture Finishes.

Utilisé pour la réalisation de finition des meubles.

Verwendet für die Produktion von Ausführung der Möbel.

Utilizado para la realización del acabado de los muebles.

È una miscela di materie prime naturali che viene macinata a umido, trasformata in granulato, compattata prima di essere sintetizzata a 1200°C in forni ibridi e rifilata. Ha un'elevata resistenza alle sollecitazioni meccaniche, agli attacchi chimici, ai graffi, all'abrasione profonda e alla flessione. Resiste ai solventi organici, inorganici, disinfettanti e detergenti.

It's a mixture of natural raw materials that is wet milled, it becomes granulated and then made compact before to be synthesized at 1200°C. It has a high resistance to the mechanical stress, to the chemical attacks, to the scratches, to the deep scrape and to the bend. It is resistant also with organic and inorganic solvents, disinfectants and detergents.

C'est un mélange de matières premières naturelles qui sont broyées en humide, il devient granulé et ensuite il est compacté avant d'être synthétiser à 1200°C. Il a une haute résistance à la stress mécanique, aux attaques chimiques, aux rayures, à l'éraflure profonde et au courbure. Il est également résistant aux solvants organiques et inorganiques, aux désinfectants et aux détergents.

Das natürliche Rohmaterial wird feucht gemahlen und das Granular wird zuerst verdichtet und dann auf 1200°C erhitzt. Es ist ein sehr festes Material.

Es una mezcla de materias primas naturales que se tritura, se transforma en granos y se prensa antes que ser sintetizada a 1200°C. Tiene una gran resistencia a los esfuerzos mecánicos, a las corrosiones químicas, a los rasguños, a las abrasiones profundas y a la flexión. Resiste a los solventes orgánicos e inorgánicos, a los desinfectantes y detergentes.

Pulizia
Per la pulizia ordinaria utilizzare acqua e detersivi neutri, può essere utilizzato alcool per uso domestico o detersivi basici (tipo candeggina) per sporizia più ostinata, avendo cura di risciacquare con abbondante acqua. Facile da pulire: gli unici prodotti che ne possono danneggiare la superficie sono quelli a base acida e gli idro fluoruri.

Cleaning
For daily cleaning use water and neutral soaps; it could be used also alcohol for domestic use or basic cleansers (like bleach) for stubborn stain, taking care to rinse out with water afterwards. Easy to clean: the only products that can damage the surface are the hydrofluoric acid and general acid base.

Popreté
Pour le nettoyage quotidien, utilisez uniquement des détergents neutres, pour la saleté plus tenaces peut être utilisé l'alcool pour les agents de nettoyage domestiques ou de base (tels que l'eau de Javel), rincer abondamment à l'eau. Facile à nettoyer: le seul produit qui peut endommager la surface est l'acide fluorhydrique et d'autres acides général.

Reinigung
Reinigen Sie mit Wasser und gewöhnlichem Reinigungsmittel; für hartnäckigen Schmutz kann man Alkohol oder Bleichmittel benutzen, danach muß man reichlich mit Wasser auswaschen. Es ist sehr einfach zu reinigen. Benutzen Sie milde Reinigungsmittel. Man darf keine saurehaltigen Reinigungsmittel verwenden.

Limpiadura
Para la limpieza cotidiana utilize agua y sabon neutral; se puede utilizar también alcohol de utilización doméstico o detergentes basicos (como lejía) por manchas difíciles, aclarando con agua. Fácil de limpiar: los únicos productos que pueden dañar la superficie son aquellos a base de ácido hidro y fluoruro.



Impiegato per la realizzazione delle doghe di piatti e vasche doccia e dei frontali cassetto Unico.

Used for the construction of shower tray and shower-bathtub slats and Unico front drawers.

Utilisé pour la construction des lattes pour receveur, baignoire-douche et façades des tiroirs Unico.

Wird für die Konstruktion der Latten für Duschtasse und Dusch-Badewanne sowie für die Schubladenfronten von Unico verwendet.

Se utiliza para la construcción de los listones para el plato de ducha, bañera-duche y frentes de cajones Unico.

Prodotto rivoluzionario, caldo e morbido al tatto, altamente resistente al graffio e al calore, è anti-impronta. La particolare durata del materiale e l'effetto vellutato, lo rende una superficie dall'appeal futuribile, perfetta per i progetti contemporanei, proponendo un prodotto piacevole e unico. Gli stratificati sono materiali di eccellente qualità per potenzialità funzionali ed estetiche: non ingialliscono, non aggregano muffe, sono resistenti all'umidità e al vapore acqueo, sono antistatici, autoestinguenti e ignifughi; sono inoltre idonei al contatto alimentare (D.M. 4/4/85 — G.U. n. 120 Cee 123, 11/05/1993).

Hpl Polaris is smooth and velvety to the touch, and its surface features are truly extraordinary: it is highly resistant to scratches and heat, as well as being anti-fingerprint. The curious combination of durability and velvet smoothness gives Hpl Polaris a futuristic appeal, making it the ideal choice for ultra-contemporary projects, delighting the senses with a pleasant and unique effect. Hpl Polaris is a top quality material for its functional and aesthetic peculiarities: it does not turn yellow, does not aggregate molds, it is resistant to moisture and water vapor, antistatic, flame retardant and fire resistant; it is also suitable for food contact (Ministerial Decree 04/04/85 — Official Gazette no. 120 Cee 123, 11.05.1993).

Hpl Polaris est un produit révolutionnaire, chaud et doux au toucher. Doté de caractéristiques de surface extraordinaires, il est hautement résistant aux rayures et à la chaleur, il est aussi anti-traces de doigts. La curieuse combinaison de sa durabilité et de son aspect velouté donne un attrait futuriste à Hpl Polaris ce qui en fait le choix idéal pour les projets ultra contemporains,

satisfaisant les sens par ses effets agréables et uniques. Le stratifié Hpl Polaris est un matériau d'excellente qualité, fonctionnel et esthétique: il ne jaunit pas, empêche le développement de moisissures, il est résistant à l'humidité, à la vapeur d'eau, antistatique, ignifugé et résistant au feu; Il est également approprié pour le contact alimentaire (décret ministériel 04.04.85 — Journal officiel n. 120 Cee 123, 11.05.1993).

Hpl Polaris ist ein revolutionäres Produkt, warm mit angenehmer Oberfläche. Mit erstaunlicher Oberflächenmerkmalen, es ist sehr beständig gegen Kratzer und Hitze, auch gegen Fingerabdrücke. Die besondere Kombination seiner Haltbarkeit und seiner samtigen Oberfläche verleiht Hpl Polaris einen futuristischen Appell; es wird die ideale Wahl für ultramoderne Projekte, die Befriedigung der Sinne mit seinen schönen und einzigartigen Effekten. Hpl Polaris ist ein qualitativ hochwertiges, funktionales und ästhetisches Material: es vergilbt nicht, verhindert Schimmelwachstum, es ist resistent gegen Feuchtigkeit, Wasserdampf, antistatisch, flammhemmend und feuerbeständig; Es eignet sich auch für den Lebensmittelkontakt (Ministerialerlass vom 04.04.85 — Amtsblatt Cee 120 123, 11.05.1993).

Hpl Polaris es un producto revolucionario, cálido y suave al tacto, con características extraordinarias: es antihuella y altamente resistente a las rayas y al calor. La curiosa combinación de durabilidad y suavidad convierte a Hpl Polaris en una superficie de atractivo futurible, ideal para proyectos ultracontemporáneos, que colma los sentidos con un efecto agradable y único. Estratificado fenolico es un material de excelente calidad y con grandes potencialidades funcionales y estéticas. El Hpl

Polaris es un material de alta calidad, funcional y estético: no lo hace amarillo, impide el crecimiento de moho, es resistente a la humedad, el vapor de agua, ignífugo y antiestático resistente al fuego; también es adecuado para el contacto con alimentos (Decreto Ministerial 04/04/85 — Diario Oficial Cee 120 123, 05.11.1993).

Pulizia
Materiale compatto e non poroso, straordinariamente igienico, facilmente pulibile, resistente allo sviluppo di virus e batteri.

Cleaning
Compact and non-porous, exceedingly hygienic, easy to clean, resistant to the development of viruses and bacteria.

Nettoyage
Compact et non poreux, extrêmement hygiénique, facile à nettoyer, résistant au développement des virus et des bactéries.

Reinigung
Kompakt und porenfrei, sehr hygienisch, leicht zu reinigen, resistent gegenüber der Entwicklung von Viren und Bakterien.

Limpieza
Compacto y no poroso, muy higiénico, fácil de limpiar, resistente al desarrollo de virus y bacterias.



Impiegato per la realizzazione della rubinetteria, degli accessori e dei profili doccia.

Used for the production of taps and fittings, accessories and shower profiles.

Utilisé pour la fabrication de robinetterie, accessoires et profils de douche.

Wird für die Herstellung von Armaturen, Zubehör und Dusche-Profilen verwendet.

Se utiliza para la producción de grifos y accesorios y perfiles de ducha.

L'acciaio appartiene alla famiglia dell'acciaio inox, lega a base di ferro e carbonio che si unisce alle proprietà meccaniche tipiche degli acciai al carbonio e si caratterizza per la resistenza alla corrosione. Tale acciaio garantisce il massimo livello di igienicità, eco-compatibilità e durevolezza, in quanto, per le sue caratteristiche intrinseche, è ridotto ai minimi termini il processo di deterioramento.

The steel belongs to the family of stainless steel, alloy based on iron and carbon which joins the typical mechanical properties of carbon steels, and is characterized by the resistance to corrosion. Such a steel provides the highest level of hygiene, eco-compatibility and durability, as, due to its inherent characteristics, the deterioration process is reduced to its minimal expression.

L'acier appartient à la famille de l'acier inoxydable, un alliage à base de fer et de carbone qui allie les propriétés mécaniques typiques des aciers au carbone, et est caractérisé par sa résistance à la corrosion. Un tel acier offre le plus haut niveau d'hygiène, l'éco-compatibilité et la durabilité, en outre, en raison de ses caractéristiques intrinsèques, le processus de détérioration est réduit à sa basse expression.

Der Stahl gehört zur Familie von rostfreiem Stahl, einer Legierung auf Basis von Eisen und Kohlenstoff, die die typischen mechanischen Eigenschaften von Kohlenstoffstählen verbindet, und ist gegen Korrosion beständig. Ein solcher Stahl bietet ein Höchstmaß an Hygiene, Umweltkompatibilität und Haltbarkeit. Aufgrund seiner inhärenten Eigenschaften ist es absolut langlebig.

El acero pertenece a la familia de acero inoxidable, aleación a base de hierro y carbono que se une a las propiedades mecánicas típicas de los aceros al carbono, y se caracteriza por la resistencia a la corrosión. Un acero de este tipo proporciona el más alto nivel de higiene, eco-compatibilidad y durabilidad, y a que, debido a sus características inherentes, se reduce a un mínimo el proceso de deterioro.

Pulizia
Per la pulizia utilizzare acqua e sapone neutro o detergenti blandi; da evitare candeggina o disinfettanti che la contengano.

Cleaning
Clean with water and mild soap or mild detergent; avoid bleach or disinfectants that contains it.

Nettoyage
Nettoyer à l'aide d'eau et de savon doux ou un détergent doux ; éviter l'eau de Javel ou des désinfectants qui en contiennent.

Reinigung
Reinigen mit Wasser und einer milden Seife oder einem milden Reinigungsmittel; Desinfektionsmittel die Bleichmittel enthalten, sind zu vermeiden.

Limpieza
Limpiar con agua y jabón o detergente suave; evitar el blanqueo o desinfectantes que lo contienen.



Recycling



Steel



Impiegato per la realizzazione dei top integrati e lavabi.

Used for the realization of integrated top and washbasins.

Utilisé pour la réalisation de plans intégrés et vasques.

Wird für die Produktion von integrierten Waschbecken und Waschbecken verwendet.

Se utiliza para la realización de la lavabo integrados y lavabos.

I Marmi e i Graniti selezionati offrono la possibilità di inserire in casa materiali naturali con toni abbinabili alle collezioni bagno. Il Marmo bianco di Carrara lascia trasparire un leggero grigio chiaro che si scurisce nelle venature. I marmi: Carrara, Grigio Veneto opaco, Grigio Carnico opaco ed Emperador sono caratterizzati da venature. Sulla superficie dei marmi sono presenti delle porosità. Il Nero Assoluto è un Granito naturale nero, resistente, con un bassissimo assorbimento e una texture uniforme contenente piccoli elementi in avorio.

Marbles and Granites selected offer the opportunity to incorporate natural materials at home with tones matching the bathroom collections. The white Carrara marble reveals a light gray which darkens in the grain. The marbles: Carrara, Grigio Veneto mat, Grigio Carnico mat and Emperador are characterized by their veins. Porosity can be seen on the surface of marbles. The Nero Assoluto is a natural black granite, resistant, with very low absorption and a uniform texture containing small items made of ivory.

Marbres et granits sélectionnés offrent la possibilité d'insérer chez soi des matériaux naturels avec des tons correspondants aux collections de salle de bains. Le marbre blanc de Carrare révèle un gris clair qui obscurcit dans le veinage : Le marbre : Carrara, Grigio Veneto mat, Grigio Carnico mat et Emperador se caractérisent par leurs veines. Sur la surface des marbres il est possible de percevoir la porosité. Le granit Nero Assoluto noir est un produit naturel, durable, avec une très faible absorption et une texture uniforme contenant de petites parties en ivoire.

Ausgewählte Marmors und Granite bieten, mit den passenden Tönen zu den Badkollektionen die Möglichkeit, natürlichen Materialien zu Hause einzusetzen. Der weiße Carrara-Marmor zeigt einen hellgrauen Ton, der in der Maserung dunkler wird. Die Marmor: Carrara, Grigio Veneto matt, Grigio Carnico matt und Emperador sind durch ihre Maserung gekennzeichnet. Auf der Oberfläche der Marmore ist die Porosität sichtbar. Der Nero Assoluto schwarze Granit ist ein natürliches, langlebiges Produkt, mit einer sehr geringen Absorption und einer einheitlichen Textur, mit kleinen Stücken aus Elfenbein.

Mármoles y granitos seleccionados ofrecen la posibilidad de insertar materiales naturales en casa con el mismo tono de las colecciones de baño. El mármol blanco de Carrara revela un gris claro, que se oscurece en la veta. El mármol Carrara, Grigio Veneto mate, Grigio Carnico mate y Emperador se caracteriza por sus vetas. En la superficie de las encimeras se puede ver la porosidad. El granito Negro Assoluto negro es un producto natural, duradero, con muy baja absorción y una textura uniforme que contiene pequeñas piezas de marfil.

Pulizia
Pulire la superficie con acqua e detergenti neutri. I piani vengono trattati con un prodotto specifico (olio/idrorepellente) per migliorare le caratteristiche di resistenza all'assorbimento. È consigliabile trattare il piano con prodotti protettivi almeno una volta all'anno.

Cleaning
Clean the surface with water and mild detergents. The plans are treated with a specific product (oil/water-repellent) to improve the characteristics of resistance to the absorption. It is recommended to treat the top with protective products at least once a year.

Nettoyage
Nettoyer la surface avec de l'eau et des détergents doux. Les plans sont traités avec un produit spécifique (huile/produit hydrofuge) pour améliorer les caractéristiques de résistance à l'absorption. Il est recommandé de traiter le plan avec des produits de protection au moins une fois par année.

Reinigung
Reinigen Sie die Oberfläche mit Wasser und einem milden Reinigungsmittel. Die Platten werden mit einem bestimmten Produkt (Öl/Dichtmittel) behandelt, um die Eigenschaften der Beständigkeit gegen die Absorption zu verbessern. Es wird empfohlen, die Platte mit Schutzprodukten mindestens einmal im Jahr zu behandeln.

Limpeza
Limpiar la superficie con agua y detergentes suaves. Las encimeras son tratadas con un producto específico (aceite/sellante) para mejorar las características de resistencia a la absorción. Se recomienda tratar la encimera con productos de protección al menos una vez al año.



Impiegato per la realizzazione dei cavalletti Esperanto, sgabelli, panche, separé.

Used for the construction of Esperanto easels, stools, benches, screens.

Utilisé pour la construction des chevalets, tabourets, bancs et paravents Esperanto.

Wird für die Produktion von Esperanto Staffeleien, Hocker, Bänke und Séparée verwendet.

Se utiliza para la construcción de Esperanto caballetes, taburetes, bancos, cabinas.

Il frassino appartiene alla categoria delle essenze semidure ed ha un' apprezzabile resistenza meccanica. Panche, sgabelli e cavalletti sono realizzati in frassino massiccio tinto olmo.

Ash belongs to the category of semi-hard wood and has an appreciable mechanical strength. Benches, stools and easels are made of elm stained solid ash.

Le frêne appartient à la catégorie de bois semi-dur et a une résistance mécanique appréciable. Bancs, tabourets, chevalets et paravents sont réalisés en frêne massif teinté orme.

Esche gehört zu der Kategorie von den halbharten Hölzern und hat eine nennenswerte Festigkeit. Bänke, Hocker und Staffeleien sind auf Ulme gefärbte massive Esche.

El fresno pertenece a la categoría de las maderas semiduras y con un grado apreciable de resistencia. Bancos, taburetes y caballetes están realizados de frasnó masizo teñido olmo.

Pulizia
Per la pulizia utilizzare regolarmente un panno asciutto o leggermente umido.

Cleaning
For regular cleaning use a dry or slightly damp cloth.

Nettoyage
Pour un nettoyage régulier, utilisez un chiffon sec ou légèrement humide.

Reinigung
Für die regelmäßige Reinigung, ein trockenes oder leicht feuchtes Tuch benutzen.

Limpeza
Para la limpieza regular utilizar un paño seco o ligeramente húmedo.



Impiegato per la realizzazione dei rivestimenti delle pareti, non ha funzione portante.

Used for the realization of walls paneling, it does not have a carrying capacity.

Utilisé pour la réalisation de revêtements de parois, sans fonction portante.

Verwendet für die Produktion von Wandverkleidung, es hat keine tragende Funktion.

Se utiliza para la realización de revestimientos de paredes y no tiene una función portante.

Mattoni di terra cruda stampati a mano ed essiccati ad umidità e temperatura controllata costituiti da argilla, limo, sabbia e fibre vegetali.

Hand made clay bricks and dried out with controlled moisture and temperature made of clay, silt, sand and vegetal fibers.

Briques en argile réalisée à la main et séchées à humidité et température contrôlées constituées de fibres d'argile, de limon, de sable et de fibres végétales.

Handgefertigte Lehmziegel getrocknet mit gesteuerter Feuchtigkeit und Temperatur, bestehend aus Ton, Schluff, Sand und Pflanzenfasern.

Ladrillos de Arcilla acabado a mano y secado a humedad y temperatura controlada que consiste en fibras de arcilla, limo, arena y fibras vegetales.

Pulizia
Per la pulizia ordinaria consigliamo un detergente universale multiuso. Per eliminare il calcare si consiglia un detergente spray anticalcare multisuperficie.

Cleaning
For routine cleaning we recommend a multi-purpose cleaner. For descaling we recommend a multisurface descaler-spray.

Nettoyage
Pour le nettoyage de routine, nous recommandons un nettoyeur multi-usage. Pour le détartrage, nous recommandons un spray anticalcaire multi-surfaces.

Reinigung
Für die Routinereinigung empfehlen wir einen mehrzweck -Allzweckreiniger. Zur Entkalkung empfehlen wir einen mehrzweck Entkalker-Spray.

Limpeza
Para la limpieza de rutina se recomienda un limpiador multiuso. Para la descalcificación se recomienda un desincrustante para múltiples superficies.



Recycling



Impiegato per la realizzazione di top e vasche.

Used for the construction of tops and bathtubs.

Utilisé pour la construction des plans et baignoires.

Verwendet für die Konstruktion der Tops und Waschbecken.

Se utiliza para la construcción de la parte encimeras y bañeras.

Materiale composito, in cui la massa interna, costituita dalla combinazione tra un minerale naturale e una resina poliestere, viene rivestita da un film superficiale di resina acrilica/ poliestere di altissima qualità, che gli conferisce un'ottima resistenza chimico-fisica durevole nel tempo, un'assoluta impermeabilità e igiene nell'uso quotidiano, delle proprietà antibatteriche, ignifughe e di autoestinguenza. Nel Gelcoat opaco il film di rivestimento dona una finitura superficiale che lo rende elegante e piacevole al tatto, mentre nel Gelcoat lucido gli conferisce una lucentezza superficiale che lo rende molto simile al materiale ceramico.

Composite material, in which the internal mass, formed by the combination of a natural mineral and a polyester resin, is coated with a surface film of acrylic resin/high-quality polyester, which provides an excellent durable physical chemical resistance over time, water resistance and hygiene in daily use, antibacterial properties, flame retardant and self-extinguishing. In the mat Gelcoat, film coating gives a surface finish that makes it elegant and pleasant to the touch, while the glossy Gelcoat has a surface sheen that makes it very similar to the ceramic material.

Matériau composite dans lequel la masse interne, constitué d'une combinaison de minéral naturel et d'une résine de polyester, est revêtue d'une couche superficielle de résine acrylique/polyester de haute qualité, qui lui confère une excellente résistance physique et chimique durable avec le temps, étanchéité et l'hygiène dans l'utilisation quotidienne, propriétés antibactériennes, ignifugées et d'auto-extinction. Le revêtement en film Gelcoat mat donne une finition qui le rend élégant et agréable au toucher, tandis que le Gelcoat brillant lui donne un éclat de surface qui le rend très similaire à la céramique.

Verbundmaterial, in dem die Brennmasse, gebildet durch eine Mischung von einem natürlichen Mineral und einem Polyesterharz mit einer Oberflächenschicht aus Acrylharz/hochwertigem Polyester beschichtet, daß es eine ausgezeichnete haltbare physikalische chemische Beständigkeit über die Zeit verleiht, eine Wasserfestigkeit und Hygiene im täglichen Gebrauch, antibakterielle Eigenschaften, schwer entflammbar und selbstverlöschend. In der Gelcoat mat die Folienbeschichtung ergibt eine Oberfläche, die es elegant und angenehm zu berühren ist, während die glänzende Gelcoat es eine Oberflächenglanz verleiht, dass es sehr ähnlich mit der Keramik macht.

Material compuesto, en el que la masa interna, formada por la combinación de un mineral natural y una resina de poliéster, se recubre con una película superficial de resina de acrílico/ poliéster de alta calidad, lo que le da una excelente resistencia química física durable en el tiempo, una impermeabilidad y higiene en el uso diario, propiedades antibacterianas, ignifugo y autoextinguible. El recubrimiento de película gelcoat mate le da un acabado de superficie elegante y agradable al tacto, mientras el Gelcoat brillante le da un brillo de la superficie que lo hace muy similar a la cerámica.

Pulizia

Per una facile manutenzione e un duraturo utilizzo di un lavabo o di un piano, pulire la superficie con acqua tiepida e detergente delicato, usando un panno o una spugna morbidi, umidi. Risciacquare bene la superficie e asciugate quindi con un panno morbido. Per il Gelcoat lucido si raccomanda di evitare l'uso di detersivi e spugne abrasive. — Nel caso di macchie causate da acqua ricca di calcare, da saponi o da prodotti minerali, pulire con un detergente anticalcare (es.: aceto, Cif anticalcare). Terminare la pulizia risciacquando con acqua tiepida e asciugare con un panno morbido. — Nel caso di macchie di altra natura (pennarello, rossetto, grassi, residui di cibo, etc.) pulire con un detergente a base di ammoniaca (es.: Cif). Terminare la pulizia risciacquando con acqua tiepida e asciugare con un panno morbido.

Cleaning

For easy maintenance and long-term use of a sink or top, clean the surface with warm water and mild detergent, using a wet soft cloth or sponge. Rinse the surface and then dry with a soft cloth. For the glossy gelcoat it is recommended to avoid the use of cleaning agents and abrasive sponges. — In case of stains caused by water that contains limestone, soaps or mineral products, clean with a descaling detergent (eg: vinegar, Cif, descaler). Finish cleaning by rinsing with warm water and dry with a soft cloth. — In the case of other types of stains (felt pen, lipstick, grease, food residues, etc.) clean with ammoniac-based cleaning agent (eg: Cif). Finish cleaning by rinsing with warm water and dry with a soft cloth.

Nettoyage

Pour faciliter l'entretien et l'utilisation à long terme d'un lavabo et d'un plan, nettoyer la surface avec de l'eau chaude et un détergent doux, en utilisant un chiffon doux ou une éponge humide. Rincer la surface, puis sécher avec un chiffon doux. Pour le Gelcoat brillant nous recommandons d'éviter l'utilisation d'agents de nettoyage et d'éponges abrasives. — Dans le cas de taches causées par l'eau riche en calcaire, de savons ou de produits minéraux, nettoyer avec un détergent détartrant (par exemple: le vinaigre, Cif anticalcaire). Terminer le nettoyage par un rinçage à l'eau tiède et séchez avec un chiffon doux. — Dans le cas des autres types de taches (feutre, rouge à lèvres, graisse, résidus alimentaires, etc.) nettoyer avec un agent de nettoyage à base d'ammoniac (par exemple: Cif). Terminer le nettoyage par un rinçage à l'eau tiède et séchez avec un chiffon doux.

Reinigung

Für eine einfache Wartung und langfristige Nutzung eines Waschbeckens oder einem Top, reinigen Sie die Oberfläche mit warmem Wasser und einem milden Reinigungsmittel mit einem weichen nassem Tuch oder Schwamm. Spülen Sie die Oberfläche und dann mit einem weichen Tuch trocknen. Für die glänzende Gelcoat wird es empfohlen, die Verwendung von Reinigungsmitteln und Scheuerschwämme zu vermeiden. — Im Falle Flecken, die von Wasser reich an Kalkstein, Seifen oder Mineralprodukte verursacht werden, reinigen mit einer Entkalkungsmittel (zB: Essig, Cif Entkalker). Beenden der Reinigung mit warmem Wasser und trocknen mit einem weichen Tuch. — Im Fall von anderen Arten von Flecken (Filzstift, Lippenstift, Fett, Speisereste, etc.) mit ammoniakhaltigen Reinigungsmittel reinigen (zB: Cif). Beenden der Reinigung mit warmem Wasser und trocken mit einem weichen Tuch.

Limpieza

Para facilitar el mantenimiento y el uso a largo plazo de un fregadero o un encimera, limpiar la superficie con agua tibia y un detergente suave, usando un paño suave o una esponja húmeda. Enjuague la superficie y después secala con un paño suave. Para la capa de gel brillante se recomienda evitar el uso de productos de limpieza y esponjas abrasivas. — En el caso de las manchas causadas por el agua rica en piedra caliza, jabones o productos minerales, limpiar con un detergente desincrustante (por ejemplo: vinagre, Cif desincrustante). Terminar la limpieza con agua tibia y seque con un paño suave. — En el caso de otros tipos de manchas (rotulador, lápiz de labios, grasa, restos de comida, etc.) limpiar con productos de limpieza a base de amoniaco (por ejemplo: Cif). Terminar la limpieza con agua tibia y seque con un paño suave.



Impiegato per la realizzazione di mobili e top.

Used for the realization of furniture and tops.

Utilisé pour la réalisation des meubles et des plans.

Wird für die Produktion von Möbeln und Top.

Se utiliza para la realización de los muebles y de la encimeras.

Materiale esclusivamente in finitura Extralight disponibile nello spessore 10 mm nelle finiture superficiali lucida o opaca. Può fungere da semplice top, oppure essere dotato di una vasca termoformata direttamente nello spessore del top. Duro e resistente, ma allo stesso tempo fragile, può essere danneggiato da forti colpi o da cadute di oggetti su di esso. In generale la superficie del top è molto resistente agli acidi, ma la vernice potrebbe essere attaccata da un prolungato contatto con sostanze acide e basiche: pertanto si sconsiglia la pulizia della parte verniciata, si raccomanda inoltre di evitare bruschi cambiamenti di temperatura e di non superare mai la temperatura di utilizzo di 60°C.

Only Extralight material finish available in 10 mm thickness, surface finish gloss or mat. It can be used as a simple top or be equipped with a thermoformed washbasin directly in the thickness of the top. Hard and tough, but at the same time fragile, it can be damaged by strong hits or falling objects. In general, the top surface is very resistant to acids, but the paint could be attacked by prolonged contact with acid and basic substances: therefore, we do not recommend cleaning the lacquered surface, it is also recommended to avoid abrupt changes in temperature and temperatures exceeding 60°C.

Finition Extralight disponible en 10 mm d'épaisseur, finition de surface brillante ou mate. Disponible comme plan simple, ou équipé d'un lavabo thermoformé directement dans l'épaisseur du plan. Dur et résistant, mais en même temps fragile, il peut être endommagé par des coups ou la chute d'objets. En général, la surface supérieure est très résistante aux acides, mais la peinture pourrait être attaqué par un contact prolongé avec des produits acides ou basiques : nous ne conseillons pas le nettoyage de la surface laquée, il est également recommandé d'éviter les changements brusques de température et ne jamais pas dépasser la température d'utilisation de 60°C.

Erhältlich mit Extralight Oberfläche in 10 mm Stärke, Oberfläche glänzend oder matt. Es kann als einfache Platte verwendet werden, oder mit einem tiefgezogenen Waschbecken direkt in der Stärke der Platte ausgestattet werden. Hart und zäh, aber zugleich zerbrechlich, kann es durch starke Schläge oder fallende Gegenstände beschädigt werden. Im Allgemeinen ist die Oberfläche sehr beständig gegen Säuren, aber die Farbe könnte durch einen längeren Kontakt mit sauren und basischen Substanzen angegriffen werden: daher es ist nicht empfohlen die lackierte Oberfläche zu reinigen. Es wird auch empfohlen abrupte Temperaturänderungen zu vermeiden und nie die Gebrauchstemperatur von 60°C. zu übersteigen.

Acabado Extralight disponible en 10 mm de espesor, acabado de superficie brillante o mate. Disponible como encimera o equipado con un lavabo termoformado directamente en el espesor de la encimera. Duro y resistente, pero al mismo tiempo frágil, puede resultar dañado por golpes fuertes o caída de objetos. En general, la superficie superior es muy resistente a los ácidos, pero la pintura podría ser atacada por el contacto prolongado con productos ácidos y básicos: por lo tanto, no recomendamos la limpieza de la superficie pintada, también se recomienda evitar los cambios bruscos de temperatura y no exceder nunca la temperatura de uso de 60°C.

Pulizia

Per la pulizia non usare prodotti acidi (anticalcare) o basici (candeggina, soda caustica). Impiegare normali prodotti per la pulizia del vetro (Glassex, Vetril o altro) o detersivi a pH neutro. Non sono indicate creme abrasive o prodotti per la pulizia contenenti sostanze acide: eccezionalmente possono essere impiegati prodotti anticalcare applicandoli esclusivamente alla superficie del vetro facendo attenzione a non farli venire in contatto con la laccatura.

Cleaning

For cleaning do not use acid (descaler) or basic (bleach, caustic soda) products. Use normal products for cleaning glass (Glassex, Windex or other) or neutral pH detergent. Do not use abrasive creams or cleaning products containing acidic substances, decalcifiers may exceptionally be used applying them only to the glass surface being careful not to let them come in contact with the lacquer.

Nettoyage

Pour le nettoyage ne pas utiliser de produits acides (anticalcaire) ou basiques (eau de javel, soude caustique). Utilisez des produits normaux pour le verre (Glassex, Windex ou autre) ou détergent à pH neutre. Eviter les crèmes abrasives ou les produits de nettoyage contenant des substances acides ; les détartrants peuvent exceptionnellement être utilisés. A condition qu'ils soient appliqués uniquement sur la surface du verre en faisant attention de ne pas les laisser entrer en contact avec la laque.

Reinigung

Zur Reinigung keine Säureprodukte (Entkalker) verwenden oder einfach (Bleiche, Natronlauge). Normale Produkte zur Reinigung von Glas (Glassex, Windex oder andere) oder neutralen pH-Reinigungsmittel benutzen. Schleif Cremes oder Reinigungsmittel, die sauren Substanzen enthalten sind nicht geeignet, ausnahmsweise können Entkalker nur auf die Glasoberfläche verwendet werden. Bitte aufpassen dass er nicht mit dem lackierten Rückseite in Berührung kommt.

Limpieza

Para la limpieza no utilizar productos ácidos (desincrustante) o básicos (lejía, sosa cáustica). Utilizar productos de limpieza para el cristal (Glassex, Windex u otro) o detergente de pH neutro. No son adecuadas cremas abrasivas o productos de limpieza que contengan sustancias ácidas; puede utilizarse excepcionalmente descalcificadores aplicandolos sólo a la superficie de vidrio con cuidado de no dejar que entren en contacto con la laca.



Recycling



Glass



Impiegato per la realizzazione delle chiusure doccia.

Used for the construction of shower enclosures.

Utilisé pour la construction de cabines de douche.

Wird für den Bau von Duschtrennungen verwendet.

Se utiliza para la construcción de box de ducha.

Vetro per chiusure doccia si ottiene tramite la solidificazione di un liquido viscoso, ottenuto per fusione di minerali cristallini. Il vetro per le chiusure è temperato e trattato con anticalcare. Disponibile nei colori: — Float, con la sua caratteristica colorazione verde; — Colorato in pasta, l'aggiunta di elementi naturali ne caratterizzano il colore; — Extralight, incolore poiché nel processo di produzione vengono ridotte le percentuali di ferro che conferiscono il tipico colore verde al vetro Float.

Glass for shower enclosures; it is obtained through the solidification of a viscous liquid, obtained by melting of crystalline minerals. The glass is tempered for enclosures and treated with a descaler. Available in the colors: — Float, with its distinctive green coloring; — Paste colored, the addition of natural elements characterizes the color; — Extralight, colorless as in the production process the iron percentages that give the typical green color to Float glass are reduced.

Verre pour cabines de douche obtenu par la solidification d'un liquide visqueux et par fusion des minéraux cristallins. Le verre est trempé pour les cloisons et traité avec des anticalcaires. Disponible dans les couleurs: — Float, avec sa couleur verte distinctive ; — Coloré en pâte, l'ajout d'éléments naturels caractérisent la couleur; — Extralight, incolore car dans le processus de production, les pourcentages de fer typique du verre Float sont réduits.

Glas für Duschkabinen wird durch die Verfestigung einer viskosen Flüssigkeit und Schmelzen von kristallinen Mineralien erhalten.

Das Glas ist für Abtrennungen temperiert und mit einem Entkalker behandelt. Erhältlich in den Farben: — Float, mit seiner unverwechselbaren grünen Färbung; — Paste gefärbt, die Zugabe von natürlichen Elementen charakterisieren die Farbe; — Extralight, farblos, im Produktionsprozess werden die Anteile von Eisen des Floatglases reduziert.

El cristal para mamparas de ducha se obtiene a través de la solidificación de un líquido viscoso, obtenido por fusión de los minerales cristalinios. El vidrio se temple para mamparas y esta tratado con desincrustante. Disponible en los colores: — Float, con su color verde característico; — Colorado en pasta, con la adición de elementos naturales que caracterizan el color; — Extralight, incolora; en el proceso de producción se reducen de los porcentajes típicos del cristal flotado.

Pulizia
Per la pulizia utilizzare i comuni detergenti per il vetro; scegliere dei panni in microfibra per l'asciugatura, in quanto garantiscono una pulizia accurata e senza aloni.

Cleaning
To clean, use common glass cleaners; microfiber cloths for drying, as they ensure a thorough cleaning without streaks.

Nettoyage
Pour nettoyer, utiliser des nettoyeurs pour vitres ; choisir des chiffons en microfibres pour le séchage, car ils assurent un nettoyage en profondeur sans laisser de traces.

Reinigung
Verwenden Sie zum Reinigen übliche Glasreiniger; zum Trocknen wählen Sie ein Baumwolltuch, das eine gründliche Reinigung und ohne Streifen gewährleistet.

Limpeza
Para limpiar, use limpiadores de vidrios comunes; elegir paños de microfibra para secar que aseguran una limpieza a fondo.



Impiegato per la realizzazione delle finiture dei mobili.

Used for the realization of the finish of furniture.

Utilisé pour la réalisation de la finition des meubles.

Verwendet für die Ausführung der Möbel.

Se utiliza para la realización de los acabados de los muebles.

Pannello di fibra di legno, colorata in massa. Le fibre sono impregnate di coloranti organici e chimicamente legate tra loro da una resina speciale che conferisce all'HDF caratteristiche fisiche e meccaniche uniche. La verniciatura avviene tramite resine poliestere: 100 gr/m² di opaco.

Wood fiber panel colored in mass. The fibers are impregnated with organic dyes and chemically bound to each other by a special resin which confers the HDF unique physical and mechanical characteristics. The varnishing is done with polyester resins: 100 gr/m² opaque.

Panneau de fibres de bois coloré dans la masse. Les fibres sont imprégnées avec des colorants organiques et chimiquement liés les uns aux autres par une résine particulière, qui confère les caractéristiques physiques et mécaniques uniques au HDF. La laquage se fait par le biais de résines polyester : 100 gr/m² opaque.

Holzfaserplatte in der Masse gefärbt. Die Fasern werden mit organischen Farbstoffen imprägniert und chemisch durch ein spezielles Harz aneinandergelassen, die dem HDF einzigartige physikalischen und mechanischen Eigenschaften verleiht. Die Lackierung wird mit Polyesterharze getan: 100 gr/m² undurchsichtig.

Panel de fibra de madera coloreado en masa. Las fibras se impregnan con tintes orgánicos y químicamente unidos entre ellos por una resina especial que confiere las características físicas y mecánicas únicas HDF. La pintura se hace con resinas de poliéster: 100 gr/m² opaco.

Pulizia
Per la pulizia dell'HDF utilizzare un panno asciutto con normali detergenti neutri.

Cleaning
Clean the HDF using a dry cloth with neutral detergent.

Nettoyage
Nettoyer le HDF avec un chiffon sec et un détergent neutre.

Reinigung
Reinigen die HDF mit einem trockenen Tuch und einem neutralen Reinigungsmittel.

Limpeza
Limpiar del HDF con un paño seco y con un detergente neutro.



Impiegato per il rivestimento di pareti.

Used for the realisation of wall coating.

Utilisé pour la réalisation de revêtements de parois.

Verwendet für die Produktion von Wandverkleidung.

Se utiliza para la realización de revestimientos de paredes.

Fibra è il rivestimento per pavimenti e pareti, adatto anche alle zone doccia. Realizzato da una stuoia in fibra di vetro, materiale impiegato nell'edilizia antisismica è stampato con decori Rexa Design incollati con adesivo monocomponente all'acqua e protettivo superficiale. Fibra migliora le prestazioni strutturali, permette di minimizzare il rischio di distacco di componenti delle pareti in caso di sismi e di prolungare il tempo di evacuazione dagli edifici.

Fibra is realized with fiberglass paper; material normally used for anti-seismic building industries, is printed with Rexa Design decorations, then glued with adhesive stick and finished with a protection coat. Fibra permits to minimize the risk of the detachments of the elements that compose the wall in case of earthquakes and to have more time for the evacuation from the buildings.

Il est réalisé par une feuille d'osier en fibre de verre, il est un matériau utilisé pour les industries de construction anti-sismiques et il est imprimé avec des décorations Rexa Design, collé avec de la colle adhésive mono-composant à l'eau et une protection de surface. Fibra qui allie les performances structurelles lesquelles permettent de réduire au minimum le risque de décollement des composants des parois dans le cas des tremblements de terre et par conséquent de prolonger la durée de l'évacuation de bâtiments.

Es ist durch eine Glasfadenmatte hergestellt. Dieses Material wird auch in der Erdbbensicherung benutzt. Es ist mit Rexa Design Dekorationen gedruckt und mit Wasserklebstoff angelegt. Fibra verbessert die Bauteile und es verniedlicht die Loslösung der Elemente im Erdbebenfall.

Producido por una estera de fibra de vidrio, un material utilizado por construcciones antisismica, tiene imprimidas decoraciones Rexa Design, y está encolada con adhesivo a base de agua y un protector de superficie. La fibra mejora el rendimiento estructural, permite minimizar el riesgo de desprendimiento de los componentes de las paredes en el caso de terremotos y para prolongar el tiempo de evacuación de los edificios.

Pulizia
Per la pulizia utilizzare normali detergenti neutri senza solventi.

Cleaning
For a daily cleaning use a damp cloth with neutral soap.

Popreté
Pour le nettoyage quotidien utiliser un chiffon humide avec savon neutre.

Reinigung
Reinigen Sie mit einem feuchten Tuch und verwenden Sie ein mildes Reinigungsmittel.

Limpiadura
Para la limpieza diaria con un paño húmedo con jabón suave.

Finiture Finishes

Laccati | Lacquered | Laqué | Lackarbeit | Lacados

Realizzati in pannelli di particelle di legno medium-density laccato con tecniche diverse in funzione della finitura. La laccatura è realizzata artigianalmente, quindi eventuali sfumature, punti o differenze di tonalità rispetto ai campioni non sono contestabili.

Realized from panels made of medium-density wood particles and lacquered with different methods depending on the finishes. Laquering is handmade so eventual shading, spots or tone differences compared to sample provided by us cannot give rise to disputes.

Réalisés avec de panneaux en particules de bois de moyenne densité et laqués avec des méthodes différentes qui dépendent des finitions. Le laquage est réalisé à la main, par conséquent toutes ombres, petits points ou différence dans la tonalité de la couleur par rapport à l'échantillon ne peut donner lieu à aucune réclamation.

Die Lackarbeit wird mit medium-density Holzbretter hergestellt, mit verschiedenen Techniken. Die Lackierung wird händisch ausgeführt, daher kann es zu Schattierungen oder Tondifferenzen im Vergleich zum Muster Kommen. Dies kann keine Begründung für Reklamationen sein.

Realizados en paneles de partículas de madera medium-density lacada con técnicas diferentes segundo el acabado. El lacado se hace artesanalmente, por lo que, posibles sombras, puntos o diferencias de tonalidad respecto al muestrario suministrado no podrán ser motivo de reclamación.

Laccato opaco seta | Silky mat effect | Mat effet soie | Mattseide | Mate seda



Pannello di fibra di legno a media densità, laccato con vernici poliuretaniche, antingiallenti con effetto testurizzato opaco a grana fine. La verniciatura avviene tramite resine poliesteri, 120 gr/m² di colore.

Polyurethane anti-yellow varnishes with mat fine-grained texture effect. The lacquer is made by polyester resins, 120 gr/m².

Polyuréthane vernis anti-jaune avec un effet texture mat à grain fin. La laque est effectuée par des résines de polyester, 120 gr/m².

Polyurethanischer unvergiblicher Lack mit mattem Gewebemuster Effekt. Die Lackierung enthält Polyesterharz 120 gr/m².

Bernizes poliuretánicas anti-amarillo con efecto textura mate con grano fino. La laca está fabricada con resinas de poliéster, 120 gr/m².

Impiegato per la realizzazione delle finiture dei mobili.

Used for the realisation of furniture Finishes.

Utilisé pour la réalisation de la finition des meubles.

Verwendet für die Ausführung der Möbel.

Se utiliza para la realización de los acabados de los muebles.

Pulizia

Per la pulizia del laccato opaco seta utilizzare un panno asciutto con normali detergenti neutri.

Cleaning

For the cleaning of matt lacquered use common neutral detergents.

Popreté

Pour le nettoyage de laque mat et brillant, utiliser un chiffon sec avec des détergents neutres communs.

Reinigung

Reinigen Sie die glänzende / matt Lackierte Oberfläche stets mit einem trockenen Tuch und einem milden Reinigungsmittel.

Limpiadura

Para hacer la limpieza de los lacados mate o brillo utilice un trapo seco con normal crema limpiadora neutra.

Laccato lucido | Glossy lacquered | Laqué brillant | Glänzendem lackarbeit | Lacado brillo

Impiegato per la realizzazione delle finiture dei mobili.

Used for the realisation of furniture Finishes.

Utilisé pour la réalisation de la finition des meubles.

Verwendet für die Ausführung der Möbel.

Se utiliza para la realización de los acabados de los muebles.

Pannello di fibra di legno a media densità laccato con vernici poliuretaniche, antingiallenti con effetto lucido ottenuto da spazzolatura normale. La verniciatura avviene tramite resine poliesteri 400 gr/m² di colore, che poi vengono levigate, lucidate e brillantate.

Polyurethane varnishes, anti-yellow with a glossy effect obtained polishing it with apposite waxes. The varnishing is done by polyester resins: 400gr/m² polished, burnished and made it bright.

Vernis polyuréthane, anti-jaune avec un effet brillant obtenus par polissage avec des cires appropriée. Le vernissage se fait par des résines de polyester: 400 gr/m², poli, lissé et fait brillante.

Polyurethanischer unvergiblicher Lack mit glänzendem Effekt. Man erhält es durch Bürsten und den geeigneten Wachsen. Die Oberfläche wird mit Polyesterharz lackiert: drei 400 gr/m² Beschichtungen, glätten, aufpolieren und glänzend.

Bernizes poliuretánicas anti-amarillo con efecto brillo obtenido cepillando con ceras especiales. El barnizado se hace con resinas poliéster: 400 gr/m², cepilladas, dato el brillo y lustradas.

Pulizia

Per la pulizia del laccato lucido seta utilizzare un panno asciutto con normali detergenti neutri.

Cleaning

For the cleaning of glossy lacquered use common neutral detergents.

Popreté

Pour le nettoyage de laque mat et brillant, utiliser un chiffon sec avec des détergents neutres communs.

Reinigung

Reinigen Sie die glänzende / matt Lackierte Oberfläche stetst mit einem trockenen Tuch und einem milden Reinigungsmittel.

Limpiadura

Para hacer la limpieza de los lacados mate o brillo utilice un trapo seco con normal crema limpiadora neutra.



Lacquered



Lacquered



Impiegato per la realizzazione delle finiture dei mobili, di lavabi e vasche.

Used for the realization of the finish of furniture, washbasins and bathtubs

Utilisé pour la réalisation de la finition des meubles, des lavabos et des baignoires.

Wird für die Realisierung der Oberflächen der Möbel, Waschtische und Badewannen verwendet.

Se utiliza para la realización de los acabados de los muebles, lavabos y bañeras.

Pannello classe E1 a bassissima emissione di formaldeide, fondo in poliestere. Laccatura Soft Touch, opaca, morbida al tatto, elastica e antiurto. La laccatura viene eseguita solo nelle superfici esterne di ante o vasche e lavabi realizzati in Korakril™ e Corian® con forme non squadrate.

E1 Panel class with low formaldehyde emission, polyester primer. Soft Touch lacquer, mat, soft to the touch, elastic and impact resistant. The lacquering is performed only in the outer surfaces of the doors or tubs and washbasins made of Korakril™ and Corian® with no square shapes.

Panneau classe E1 à faible émission de formaldéhyde, fond en polyester. Laque Soft Touch, mat, douce au toucher, élastique et résistante aux chocs. Le laquage est effectué uniquement sur les surfaces extérieures des portes, des baignoires et des lavabos en Korakril™ Corian® et sans arrêtes.

E1-Klasse Paneel mit niedriger Formaldehyd-Emission, Grundierung aus Polyester. Lackierung Soft Touch, matt, weichim Tastgefühl, elastisch und schlagfest. Die Lackierung erfolgt nur auf den Aussenflächen der Möbelfronten oder auf der Aussenseite der Badewannen und Waschtischen aus Korakril™ und Corian®. Die Innenseite ist matt glatt.

Panel de clase E1 con baja emisión de formaldehído, fondo en poliéster. Laca Soft Touch suave, mate, suave al tacto, elástica y resistente al impacto. El lacado se realiza sólo en las superficies exteriores de las puertas, bañeras y lavabos hechos de Korakril™ y Corian® sin formas cuadradas.



Lacquered



Impiegato per la realizzazione delle finiture dei mobili.

Used for the realisation of furniture Finishes.

Utilisé pour la réalisation de la finition des meubles.

Verwendet für die Ausführung der Möbel.

Se utiliza para la realización de los acabados de los muebles.

Materiale innovativo, composto di resine e minerali naturali per superfici solide di pregio. Si applica a spruzzo sulle superfici, è un materiale atossico, omogeneo con elevata resistenza ai graffi.

It's a composite innovative material, made with resins and natural minerals in order to obtain a precious solid surface. It is paint-spraying on the surfaces, it's a non-toxic and uniform material, with an high resistance to the scratches.

C'est un matériau composite, innovante, à base de résines et de minéraux naturels afin d'obtenir une surface solide précieuse. Il est un pulvérisation de peinture sur les surfaces, c'est un matériau non toxique et uniforme, avec une haute résistance aux rayures.

Es ist ein erneuertes Mischungsmaterial mit Harz und natürliche Mineralien. Dadurch erhält man eine feste und wertige Oberfläche. Es wird mit Spritzlack auf den Oberflächen angebracht. Es ist ein ungiftiges, gleichartiges und kratzfestes Material.

Es un material nuevo, compuesto de resinas y minerales naturales que permiten de obtener una supercicie sólida preciosa. Se aplica a pistola, no es toxico, es un material homogéneo con gran resistencia a los rasguños.



Lacquered



Impiegato per la realizzazione delle finiture dei mobili.

Used for the realization of the furniture finish.

Utilisé pour la réalisation de la finition du meuble

Verwendet für die Oberflächenrealisierung der Möbel.

Se utiliza para la realización de los acabados de los muebles

Sistema di rivestimento innovativo, grazie al quale è possibile ottenere superfici continue, realizzare e produrre oggettistica e complementi d'arredo. Ha un ciclo applicativo completamente manuale, testato, collaudato e certificato. Non contiene cemento, calce e resina epossidica e presenta una buona resistenza alle macchie. Le imperfezioni e le imprecisioni estetiche non costituiscono un difetto, ma sono caratteristiche della lavorazione artigianale.

Innovative covering system, thanks to which you can obtain continuous surfaces, create and produce objects and furnishings. It has a completely manual application cycle, tested and certified. It does not contain cement, lime, epoxy resin and has good resistance to stains. The imperfections and aesthetic inaccuracies do not constitute a defect, but a result of artisanal workmanship.

Système de revêtement innovant, grâce à auquel vous pouvez obtenir des surfaces continues, créer et produire des objets et des meubles. L'argile a un cycle d'application entièrement manuel, testé et certifié. Il ne contient pas de ciment, de chaux et de résine époxy et présente une bonne résistance aux taches. Les imperfections et imprécisions esthétiques ne constituent pas un défaut, mais le résultat d'un système de fabrication artisanal.

Ein innovatives Beschichtungssystem, das zusammenhängende Flächen bei der Herstellung von Objekten und Möbeln im Wohnbereich ermöglicht. Das Auftragen der verschiedenen Anwendungen ist komplett manuell und dementsprechend getestet und zertifiziert. Es enthält kein Zement, Kalk und Epoxidharz und ist sehr beständig gegen Flecken. Die Unvollkommenheiten und visuellen Differenzen sind kein Defekt, sondern ein Ergebnis und Einzigartigkeit der handwerklichen Verarbeitung.

Sistema de revestimiento innovador, gracias a la cual se pueden obtener superficies continuas, crear y producir objetos y muebles. Tiene un ciclo de aplicación completamente manual, probado y certificado. No contiene cemento, cal y resina epoxi y tiene buena resistencia a las manchas. Las imperfecciones estéticas y inexactitudes no constituyen un defecto, sino el resultado de una fabricación artesanal.

Pulizia
Per la pulizia quotidiana si consiglia di usare un panno in microfibra con un detergente neutro multiuso che non contenga ammoniaca, non usare spugne abrasive o alcool che potrebbero lasciare aloni dovuti al colorante.

Pulizia straordinaria
I normali prodotti usati in bagno (dentifricio, sapone, bagnoschiuma, etc.) non danneggiano il piano, ma si consiglia di pulire sempre a macchia fresca. Per rimuovere il calcare usare un prodotto specifico o aceto di vino bianco, spruzzare, lasciare agire per qualche secondo e poi rimuovere con una spugna in microfibra. Per evitare residui importanti di calcare asciugare sempre la vasca dopo averla usata. Non usare sul piano prodotti acidi (es. acido muriatico) o altamente basici (es. soda caustica), tinta per capelli. Evitare l'uso di diluenti, solventi, alcool, candeggina o ammoniaca, se questo dovesse accadere rimuovere subito il prodotto. Acqua e vapore non danneggiano il piano, si consiglia comunque di non lasciare l'acqua stagnare in prossimità delle giunture - tra piano e muro - e di non concentrare per lungo tempo getti di vapore sul piano (es. Vaporella).

Cleaning
For daily cleaning, we recommend using a microfiber cloth with a multi-purpose neutral detergent that does not contain ammonia, do not use abrasive pads or alcohol that may leave marks due to the dye.

Special cleaning
The normal products used in the bathroom (toothpaste, soap, shower gel, etc.) will not damage the top, but you should always clean stains rapidly. To remove limescale deposits use a specific product or white wine vinegar, spray, leave for a few seconds and then remove with a microfiber sponge. To avoid important residues of limescale, always dry the tub after use. Do not use acid products on the top (eg. Hydrochloric acid) or highly basic (eg. Caustic soda), hair color. Avoid using thinners, solvents, alcohol, bleach or ammonia, if this were to happen immediately remove the product. Water and steam will not damage the top, it is advisable not to let water stagnate in the vicinity of joints - between floor and wall - and not use for a long time steam jets on the top.

Nettoyage
Pour le nettoyage quotidien, nous vous recommandons d'utiliser un chiffon en microfibras avec un détergent neutre à usages multiples qui ne contient pas d'ammoniaque, ne pas utiliser de tampons ou d'alcool abrasifs qui peuvent laisser des marques en raison du colorant.

Nettoyage spécial
Les produits normaux utilisés dans la salle de bain (dentifrice, savon, gel douche, etc.) ne sauront pas endommager le sol, mais il faut enlever les taches rapidement. Pour enlever les dépôts de calcaire utiliser un produit spécifique ou du vinaigre de vin blanc, pulvériser, laisser agir pendant quelques secondes, puis nettoyer avec une éponge en microfibra. Pour éviter des résidus importants de calcaire, sécher toujours la baignoire après utilisation. Ne pas utiliser de produits acides sur le plan (par exemple de l'acide chlorhydrique) ou très basique (par exemple de la soude caustique), teinture pour cheveux. Évitez d'utiliser des diluants, solvants, alcool, eau de Javel ou de l'ammoniac, si cela devait se produire immédiatement éliminer le produit. L'eau et la vapeur d'eau ne sauront pas endommager le plan, il est cependant conseillé de ne pas laisser stagner de l'eau à proximité des joints - entre le plan et le mur - et non pas l'exposer longtemps à un jet de vapeur.

Reinigung
Für die tägliche Reinigung, empfehlen wir ein Mikrofasertuch mit einem mehrzweck und neutralem Reinigungsmittel, das kein Ammoniak enthält. Keine Scheuerschwämme oder Alkohol verwenden; diese können eine Bleichung der Farbstoffe zur Folge haben.

Spezielle Reinigung
Die normalen Produkte, die im Badezimmer verwendet werden (Zahnpasta, Seife, Duschgel usw.) beschädigen die Abstellfläche nicht. Es wird jedoch empfohlen die frischen Verunreinigungen sofort zu entfernen. Um Kalkablagerungen zu entfernen, ein spezifisches Produkt oder weisser Weinessig aufsprühen, ein paar Sekunden wirken lassen und danach mit einem Mikrofaserschwamm reinigen. Um Kalkspuren zu vermeiden, die Wanne sofort nach dem Gebrauch trockenreiben. Keine säurehaltige- oder stark basische Produkte (zB. Ätznatron), sowie Haarfärbemittel auf der Abstellfläche verwenden. Vermeiden Sie die Verwendung von Verdünnern, Lösungsmitteln, Alkohol, Bleichmittel oder Ammoniak. Wenn dies vorkommen sollte, sofort das Produkt entfernen und reinigen. Wasser und Dampf beschädigen die Oberflächen nicht. Jedoch ist es ratsam, kein Wasser im Bereich der Fugen und im Wandbereich liegen und trocken lassen und kein Dampfstrahler für längere Zeit auf die Flächen richten.

Limpieza
Para la limpieza cotidiana, se recomienda utilizar un paño de microfibra con un detergente neutro polivalente que no contiene amoniaco, no utilice productos abrasivos o alcohol que puedan dejar marcas debido al tinte.

Limpieza especial
Los productos normales utilizados en el baño (pasta de dientes, jabón, gel de ducha, etc.) no dañarán la encimera, pero se debe quitar enseguida la mancha fresca. Para eliminar los depósitos de cal utilizar un producto específico o vinagre de vino blanco, rociar, dejar actuar unos segundos y luego quitar con una esponja de microfibra. Para evitar importantes restos de piedra caliza siempre seque la bañera después de su uso. No utilice productos de ácido en la encimera (por ejemplo el ácido clorhídrico) o altamente básico (por ejemplo la sosa cáustica), el tinte para cabellos. Evitar el uso de diluyentes, disolventes, alcohol, lejía o amoniaco, si esto sucede inmediatamente quitar el producto. El agua y el vapor no dañarán la encimera, es recomendable no dejar que se estanque el agua en las proximidades de las juntas - entre la encimera y la pared - y no concentrarse durante mucho tiempo con chorros de vapor en la encimera.



Impiegato per la realizzazione delle finiture dei mobili.

Used for the realisation of furniture finishes.

Utilisé pour la réalisation de la finition des meubles.

Verwendet für die Ausführung der Möbel.

Se utiliza para la realización de los acabados de los muebles.

Polimeri all'acqua, minerali italiani e pigmenti coloranti ecocompatibili. Lavorazione artigianale con cui è possibile rivestire i contenitori e alcuni piani delle collezioni Rexa Design. Per garantire un risultato eccellente e ottenere 2-3 mm di spessore viene steso un fondo, uno strato di malta media e uno di malta fine. Il prodotto viene poi levigato e, per stabilizzare e impermeabilizzare, vengono applicate tre mani di finitura trasparente opaca. Il prodotto non è tossico, non è pericoloso per l'uomo e per l'ambiente e può essere riciclato come un inerte edile.

Ecomalta is composed by water polymers, Italian minerals and colored eco-sustainable pigments. It's applied manually on cabinets and some Rexa Design's collection top. To guarantee an excellent result and to obtain 2-3 mm of thickness, it's applied a base of medium and fine mortar. Then, the product is polished and, to stabilize and to waterproof it, it's applied 3 coats of mat transparent finish. The product is not toxic and it is not dangerous for human and for the environment. It can be recycled as a construction inert.

Ecomalta est composé par de polymères d'eau, de minéraux et de pigments italiens éco-durable teints. Il est appliqué manuellement sur meubles et pans du Rexa Design. Afin de garantir un excellent résultat et obtenir 2-3 mm d'épaisseur, nous appliquons une base de mortier moyenne et mortier fin. Ensuite, le produit vient poli et, pour stabiliser et imperméabiliser, il vient appliqué 3 couches de une finition transparent mat. Le produit n'est pas toxique et il n'est pas dangereux pour l'homme et pour l'environnement. Il peut être recyclé comme inerte de la construction.

Es ist aus Wasserpolymer, italienische Mineralien und umweltverträgliche Farben ausgestellt. Dieses Material wird auf Wandschränke und Platten von Rexa Design angebracht. Dieses Ergebnis erhält man durch folgende Vorgehensweise: es wird zuerst ein Haftgrund hergestellt, danach ein Mittelmörtel-Grund aufgetragen und danach eine Dünnmörtelschicht. Danach wird das Produkt geschliffen und für drei Male wird eine durchsichtige, matte Lackierung aufgetragen. Es ist unbrennbar, transpirierbar und unvergilblich, flexibel und es enthält kein Zement. Es ist für Personen oder Umwelt nicht giftig und nicht gefährlich. Es kann wie untätiges Baumaterial wieder verwendet werden.

La Ecomalta està componida de polimeros al agua, minerales italianos y pigmentos colorados bio-compatibles. Se aplica a mano sobres colgantes y encimeras de Rexa Design. Para obtener un resultado óptimo y tener 2-3 mm de espesor se esparce un fondo, un estrato de argamasa medio y uno fino. El producto después se alisa y, para estabilizar y impermeabilizar, se aplican tres capas de acabados transparente y mate. El producto es ignífugo, transpirable, flexible, y puede ser reciclado como material inerte de la construcción.

Pulizia
Per la pulizia utilizzare normali detersivi neutri non schiumogeni e senza solventi.

Cleaning
For cleaning, use a common neutral detergent with no suds and without solvents.

Popreté
Pour le nettoyage, utiliser un détergent neutre commun sans mousse et sans solvant.

Reinigung
Reinigen Sie die Oberfläche mit milden Reinigungsmitteln, keine Treibmittel.

Limpadura
Por la limpieza cotidiana utilice jabón neutro que no hace espuma y no solventes.



Impiegato per la realizzazione delle finiture dei mobili.

Used for the realization of the furniture finish.

Utilisé pour la réalisation de la finition du meuble.

Verwendet für die Oberflächenrealisierung der Möbel.

Se utiliza para la realización de los acabados de los muebles.

Pannello di fibra di legno a media densità impiallacciato e finito con vernice trasparente opaca.

Medium density fiber board veneered and finished with mat varnish.

Panneau en MDF plaqué et fini avec un vernis mat.

Mitteldichte Holzfaserplatte MDF mit transparenter Mattlackierung gefertigt.

Panel de MDF chapado con madera y acabado con barniz mate.

Pulizia
Per la pulizia dei legni utilizzare un panno asciutto con normali detersivi neutri.

Cleaning
To clean the wood finish, use a dry cloth with neutral detergent.

Nettoyage
Nettoyer le bois à l'aide d'un chiffon sec et d'un détergent neutre.

Reinigung
Zur Reinigung der Hölzer, ein trockenes Tuch mit einem neutralen Reinigungsmittel verwenden.

Limpieza
Limpiar la madera con un paño seco y un detergente neutro.



Recycling

Credits

Concept & Graphics
Dogtrot

Art Direction
Monica Graffeo

Photolithography
Luce group

Print
Arti Grafiche Ciemme,
March 2017

Unico

Photography
Max Rommel

Stylist
Doris Andreutti

Thanks to
Contatticompany
Assio
Zehnder Group Italia

Vasche Hole, Hole XS e Hole XL
e aziendali interni/esterni

Photography
Valentina Iaccarino

R1

Photography
Max Rommel

Stylist
Veronica Leali

Thanks to
Alessi
Alidem
Amini Carpets
Atelier di Cucina per Swartlab.com
Baxter
BFR
Bonne Chance
Bottega dalla Tasca
Ceratina 1919
Covo
Curaprox
Davide G. Aquini
Eligo
Essent'ial
Ghizzi & Benatti
Ilaria.I
Incipit Lab
Just99
Karman
Kasthall
Kose Milano
LaVasaia per Swartlab.com
Martinelli Luce
Marvis
Men's Heritage
Mogg
Normann Cphagen
Opificio dei Sogni
Original Toiletries
Peralia per Swartlab.com
Progetti
Proraso
Scandola Marmi
Simona Cardinetti
Solari di Udine
Virginia Casa
Zero° per Swartlab.com
Zeus Milano
Zilio Aldo &C
ZPStudio Tools
Xam

Hamman

Photography
Max Rommel

Stylist
Stefano Gaggero

Thanks to
Kasthall
Cose Per Caso
Antonino Sciortino
Artek
Molteni
African Oriental Craft A.o.c
Bonacina1889
Egidio Milesi

Esperanto

Photography
Beppe Brancato

Stylist
Stefano Gaggero

Thanks to
100fa
Comfortzone
Davide Lovatti
Gabel
Kasthall
Sfera-ricordi
Society
Something good

Moode

Photography
Beppe Brancato

Stylist
Stefano Gaggero

Thanks to
100fa
Comfortzone
Davide Lovatti
Gabel
Kasthall
Sfera-ricordi
Society
Something good

Fonte

Photography
Marco Alberi Auber

Stylist
Stefano Gaggero

Thanks to
Foscarini
Artemide

Hole

Photography
Marco Alberi Auber

Stylist
Mara Zambon

Thanks to
Foscarini
Artemide

Ergo_nomic

Photography
Marco Alberi Auber

Stylist
Mara Zambon

Thanks to
Foscarini
Artemide